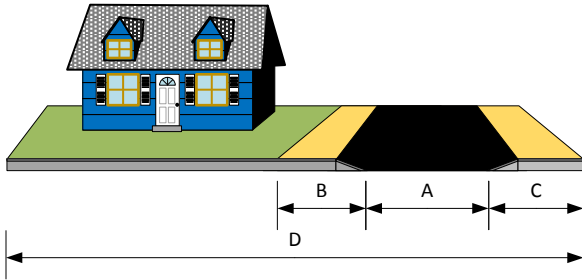
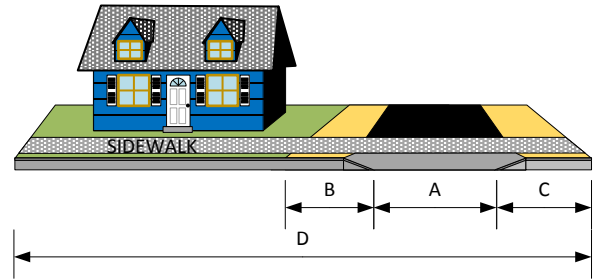


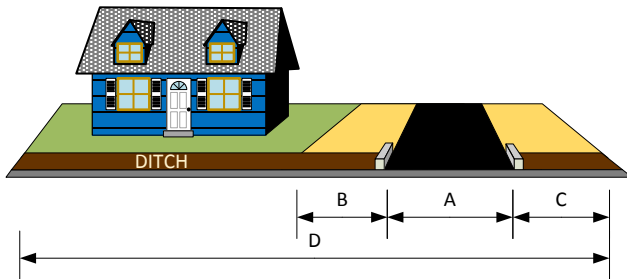
Curb only



Curb with sidewalk



Ditch and Culvert



A	Existing Driveway Cut	m	ft
B	Extension – Left Side	m	ft
C	Extension – Right Side	m	ft
D	Property Frontage	m	ft

Frequently Asked Questions

Where can I find information about driveway permits?

Please see the link below to the S-300 By-Law Respecting Streets. Driveway Access begins with section 31.

<https://www.halifax.ca/sites/default/files/documents/city-hall/legislation-by-laws/By-LawS-300.pdf>

How wide can I build my driveway

For residential properties with 4 units or less, two-way driveways shall have a driveway width not less than 3m (10ft) and not greater than 5m (16ft). Lots with frontage greater than 18m (60ft) may be permitted to have a driveway up to 6m (20ft) wide. For commercial, institutional, or residential properties with 5 or more units, two-way driveways shall have a width not less than 7m (23ft) and not greater than 10m (33ft) at a point where the driveway meets the edge of the public right of way.

Can I build an additional driveway?

Residential lots must have a minimum of 30m (100ft) of lot frontage for additional driveways, except where the lot is a corner lot fronting on two local streets in which case one driveway on each street may be permitted

Does HRM do the work?

No, it is the responsibility of the home owner to hire a contractor, at their cost, to do the work.

Can any contractor do the work?

It is the property owner's responsibility to find a contractor to do the work. HRM requires the contractor to have a certificate of insurance naming the Halifax Regional Municipality as an additional insured, and have a minimum of \$2,000,000.00 coverage for general commercial liability.

How much does the permit cost?

There is a permit application fee of \$200.00, and a performance security deposit of \$1000.00. The deposit is returned upon a passed inspection, by a municipal inspector. (Held for up to 2 years)

Details on permit fees:

Administrative Order 15: <https://www.halifax.ca/city-hall/legislation-by-laws/administrative-order-15>

When can the work be done?

Concrete sidewalk may be placed between May 1st and October 15th unless otherwise approved in advance by the inspector under the Quality Management Plan (QMP).

Concrete curb may be placed between May 1st and October 31st unless otherwise approved in advance by the inspector under the Quality Management Plan (QMP).

Method of Payment

In order for a permit application to be submitted online it must be paid in full using either Visa, MasterCard, Visa Debit, Mastercard Debit or Amex. (Only one tender type is accepted via our online payment system.) If you do not want to pay online, you can pay for your permit by dropping off a cheque at:

Bayers Road Centre, 7071 Bayers Road, 2nd Floor Towers, Halifax, NS B3L 4P3 8:30 a.m. to 4:30 p.m. Monday to Friday

Be sure to include the permit number on the cheque.