


RECAPITULATION SHEET

NOTE: "Rejected Ballots" are only those cast but not counted. Do not enter cancelled ballot papers on this sheet.

Poll Division & Table		No. of Names on			BALLOTS CAST FOR CANDIDATES		
		Final List	Total Voted	Rejected Ballots	Randy BALL	Walter R. FITZGERALD	Pat POTTIE
0101	1	619	375	4	270	80	21
0101	2	587	327	2	233	83	9
0102	1	177	114	2	93	10	9
0103	1	695	422	8	283	99	32
0104	1	679	357	5	247	83	22
0105	1	493	265	5	180	62	18
0106	1	355	183	6	124	39	14
0107	1	298	145	3	80	55	7
0108	1	51	45	1	36	6	2
0109	1	552	265	7	158	79	21
0109	2	458	243	2	140	86	15
0110	1	179	94	0	75	12	7
0111	1	140	53	3	29	20	1
0112	1	354	173	1	92	57	23
0113	1	423	196	7	107	60	22
0114	1	27	11	2	5	3	1
0115	1	40	17	0	7	10	0
0116	1	185	101	0	58	28	15
0117	1	572	275	5	163	93	14
0118	1	831	482	7	314	127	34
0119	1	45	15	1	6	4	4
0120	1	485	202	2	130	56	14
0121	1	310	194	3	125	50	16
0122	1	20	8	0	3	5	0

I certify that the foregoing statement is the correct result of the polling at the election held
on the 2nd day of December, 1995.

Dated at Halifax this 6th day of December, 1995.



Returning Officer


RECAPITULATION SHEET

NOTE: "Rejected Ballots" are only those cast but not counted. Do not enter cancelled ballot papers on this sheet.

Poll Division & Table	No. of Names on			BALLOTS CAST FOR CANDIDATES		
	Final List	Total Voted	Rejected Ballots	Randy BALL	Walter R. FITZGERALD	Pat POTTIE
01AP1 1		147	0	110	34	3
01AP2 1		112	0	60	47	5
01AP3 1		100	0	74	22	4
TOTAL	8,575	4,921	76	3,202	1,310	333

I certify that the foregoing statement is the correct result of the polling at the election held
on the 2nd day of December, 1995.

Dated at Newtown this 6th day of December, 1995


Returning Officer


RECAPITULATION SHEET

NOTE: "Rejected Ballots" are only those cast but not counted. Do not enter cancelled ballot papers on this sheet.

Poll Division & Table	No. of Names on Final List	Total Voted	Rejected Ballots	BALLOTS CAST FOR CANDIDATES		
				Randy BALL	Walter R. FITZGERALD	Pat POTTIE
0223 1	622	163	1	93	53	16
0223 2	449	109	0	55	42	12
0224 1	186	90	5	37	39	9
0225 1	694	314	4	165	117	28
0226 1	679	390	8	228	130	24
0226 2	730	364	8	187	138	31
0227 1	649	299	1	182	99	17
0227 2	508	268	1	170	81	16
0227 3	601	299	2	178	103	16
0227 4	711	352	6	198	131	17
0228 1	709	331	4	203	101	23
0228 2	747	334	5	221	92	16
0229 1	496	198	2	100	80	16
0229 2	441	200	3	88	85	24
02AP1 1		227	2	157	58	10
TOTAL	8,222	3,938	52	2,262	1,349	275

I certify that the foregoing statement is the correct result of the polling at the election held
on the 2nd day of December, 1995.

Dated at New Brunswick this 6th day of December, 1995.


Returning Officer


RECAPITULATION SHEET

NOTE: "Rejected Ballots" are only those cast but not counted. Do not enter cancelled ballot papers on this sheet.

Poll Division & Table	No. of Names on Final List	Total Voted	Rejected Ballots	BALLOTS CAST FOR CANDIDATES		
				Randy BALL	Walter R. FITZGERALD	Pat POTTIE
0330 1	694	201	3	35	151	12
0331 1	508	146	0	77	59	10
0331 2	518	155	3	87	56	9
0332 1	669	299	2	191	76	30
0332 2	599	244	6	138	82	18
0332 3	551	271	0	164	86	21
0333 1	671	285	6	159	101	19
0333 2	638	258	3	149	81	25
0333 3	512	222	4	117	87	14
0334 1	759	362	2	202	131	27
0335 1	526	285	1	200	63	21
0336 1	583	248	4	139	79	26
0337 1	584	261	2	163	72	24
0338 1	695	305	7	191	91	16
0338 2	657	288	1	186	84	17
0338 3	601	222	3	138	69	12
03AP1 1		302	0	224	67	11
TOTAL	9,765	4,354	47	2,560	1,435	312

I certify that the foregoing statement is the correct result of the polling at the election held
on the 2nd day of December, 1995.

Dated at Halifax this 6th day of December, 1995


Returning Officer


RECAPITULATION SHEET

NOTE: "Rejected Ballots" are only those cast but not counted. Do not enter cancelled ballot papers on this sheet.

Poll Division & Table	No. of Names on Final List	Total Voted	Rejected Ballots	BALLOTS CAST FOR CANDIDATES		
				Randy BALL	Walter R. FITZGERALD	Pat POTTIE
0439 1	746	273	2	164	77	30
0439 2	527	204	3	129	58	14
0439 3	564	219	1	134	67	17
0439 4	790	279	2	187	78	12
0439 5	815	287	2	162	99	24
0440 1	791	251	3	153	82	13
0440 2	794	270	2	168	88	12
0440 3	705	209	1	140	55	13
0441 1	749	241	4	149	65	23
0441 2	705	230	0	147	63	20
0441 3	677	228	0	142	62	24
0441 4	631	170	0	103	55	12
04AP1 1		476	0	353	106	17
TOTAL	8,494	3,337	20	2,131	955	231

I certify that the foregoing statement is the correct result of the polling at the election held
 on the 2nd day of December, 1995.

Dated at Leartmouth this 6th day of December, 1995.



 Returning Officer

RECAPITULATION SHEET

NOTE: "Rejected Ballots" are only those cast but not counted. Do not enter cancelled ballot papers on this sheet.

Poll Division & Table		No. of Names on			BALLOTS CAST FOR CANDIDATES		
		Final List	Total Voted	Rejected Ballots	Randy BALL	Walter R. FITZGERALD	Pat POTTIE
0542	1	768	257	1	168	75	13
0542	2	777	276	3	189	70	14
0542	3	773	253	4	157	81	11
0542	4	615	219	0	133	68	18
0543	1	642	185	0	104	67	14
0543	2	657	191	0	108	65	18
0543	3	687	209	5	122	66	16
0543	4	438	126	1	81	39	5
0544	1	636	200	1	122	64	13
0544	2	690	197	2	106	65	24
0544	3	704	214	5	120	76	13
0544	4	489	142	0	88	49	5
0545	1	178	20	3	11	6	0
0546	1	744	268	0	170	84	14
0546	2	720	269	0	179	85	5
0546	3	757	282	3	187	79	13
0546	4	423	156	2	105	43	6
0546	5	620	213	0	158	46	9
0547	1	37	15	1	5	7	2
05AP1	1		270	0	193	74	3
05AP2	1		153	0	107	45	1
TOTAL		11,355	4,115	31	2,613	1,254	217

I certify that the foregoing statement is the correct result of the polling at the election held
on the 2nd day of December, 1995.

Dated at Heartmouth this 6th day of December, 1995.

Returning Officer

Sheet Number _____


RECAPITULATION SHEET

NOTE: "Rejected Ballots" are only those cast but not counted. Do not enter cancelled ballot papers on this sheet.

Poll Division & Table	No. of Names on Final List	Total Voted	Rejected Ballots	BALLOTS CAST FOR CANDIDATES		
				Randy BALL	Walter R. FITZGERALD	Pat POTTIE
0601 1	209	71	0	36	30	5
0601 2	669	222	1	119	87	15
0601 3	736	276	1	147	101	27
0601 4	541	191	2	104	76	9
0601 5	626	222	2	138	78	4
0601 6	538	170	1	112	48	9
0601 7	434	157	1	99	51	6
0601 8	407	125	4	65	50	6
0601 9	610	216	2	121	82	11
0601 10	564	203	4	105	76	18
0601 11	546	191	2	120	63	6
0601 12	325	114	2	70	33	9
0601 13	648	213	3	118	79	13
0601 14	285	103	1	52	46	4
0601 15	482	188	5	95	76	12
06AP1 1		264	0	172	83	9
TOTAL	7,620	2,926	31	1,673	1,059	163

I certify that the foregoing statement is the correct result of the polling at the election held
on the 2nd day of December, 1995.

Dated at St. John's this 6th day of December, 1995.


Returning Officer

Sheet Number _____


RECAPITULATION SHEET

NOTE: "Rejected Ballots" are only those cast but not counted. Do not enter cancelled ballot papers on this sheet.

Poll Division & Table	No. of Names on Final List	Total Voted	Rejected Ballots	BALLOTS CAST FOR CANDIDATES		
				Randy BALL	Walter R. FITZGERALD	Pat POTTIE
0702 1	445	194	3	114	69	8
0702 2	578	243	0	135	94	14
0702 3	634	307	4	177	108	18
0702 4	367	167	0	96	61	10
0702 5	578	260	0	138	103	19
0702 6	446	192	0	100	81	11
0702 7	337	157	0	105	45	7
0702 8	381	160	1	85	59	15
0703 1	725	290	1	154	116	19
0703 2	527	212	5	113	84	10
0703 3	542	236	1	122	96	17
0703 4	329	108	0	43	54	11
0703 5	542	224	0	127	82	15
0703 6	453	164	0	86	71	7
0703 7	396	162	2	86	66	8
0703 8	421	167	1	106	50	10
0703 9	496	192	0	112	67	13
0703 10	701	256	2	163	82	9
0703 11	670	258	3	147	93	15
07AP1 1		178	1	115	61	1
07AP1 2		244	1	163	74	6
TOTAL	9,568	4,371	25	2,487	1,616	243

I certify that the foregoing statement is the correct result of the polling at the election held
on the 2nd day of December, 1995.

Dated at Halifax this 6th day of December, 1995.


Returning Officer


RECAPITULATION SHEET

NOTE: "Rejected Ballots" are only those cast but not counted. Do not enter cancelled ballot papers on this sheet.

Poll Division & Table	No. of Names on Final List	Total Voted	Rejected Ballots	BALLOTS CAST FOR CANDIDATES		
				Randy BALL	Walter R. FITZGERALD	Pat POTTIE
0804 1	129	46	4	17	23	2
0805 1	602	119	2	44	66	7
0805 2	565	103	0	46	48	9
0805 3	504	102	0	52	43	7
0806 1	486	127	0	61	59	7
0806 2	577	164	2	75	70	17
0806 3	421	129	1	57	57	14
0806 4	662	208	5	93	89	21
0806 5	612	198	1	110	70	17
0806 6	498	139	4	63	58	14
0806 7	330	90	3	45	34	8
0806 8	357	100	0	45	43	12
0811 1	589	175	2	113	51	9
0811 2	536	183	1	121	51	10
0811 3	468	143	0	96	40	7
0811 4	471	155	0	84	56	15
08AP1 1		105	1	60	41	3
08AP1 2		88	0	64	23	1
TOTAL	7,807	2,374	26	1,246	922	180

I certify that the foregoing statement is the correct result of the polling at the election held
on the 2nd day of December, 1995.

Dated at Newtown this 6th day of December, 1995.


Returning Officer

RECAPITULATION SHEET

NOTE: "Rejected Ballots" are only those cast but not counted. Do not enter cancelled ballot papers on this sheet.

Poll Division & Table	No. of Names on Final List	Total Voted	Rejected Ballots	BALLOTS CAST FOR CANDIDATES		
				Randy BALL	Walter R. FITZGERALD	Pat POTTIE
0907 1	679	107	0	49	51	7
0907 2	497	66	0	29	31	6
0907 3	353	48	1	26	19	2
0907 4	396	56	0	35	16	5
0907 5	541	84	0	43	33	8
0907 6	443	84	0	40	40	4
0907 7	427	68	0	21	45	2
0907 8	571	94	1	37	48	8
0907 9	473	61	0	31	29	1
0907 10	520	69	0	33	33	3
0907 11	550	82	1	34	39	8
0907 12	655	106	0	53	45	8
0907 13	734	123	1	65	46	11
0907 14	367	53	0	24	26	3
0907 15	709	116	0	60	49	7
0907 16	382	63	0	26	35	2
0907 17	547	87	0	45	36	6
09AP1 1		200	0	91	97	12
TOTAL	8,844	1,567	4	742	718	103

I certify that the foregoing statement is the correct result of the polling at the election held
on the 2nd day of December, 1995.

Dated at Halifax this 6th day of December, 1995.

Returning Officer

Sheet Number _____


RECAPITULATION SHEET

NOTE: "Rejected Ballots" are only those cast but not counted. Do not enter cancelled ballot papers on this sheet.

Poll Division & Table	No. of Names on Final List	Total Voted	Rejected Ballots	BALLOTS CAST FOR CANDIDATES		
				Randy BALL	Walter R. FITZGERALD	Pat POTTIE
1008 1	286	148	2	70	69	7
1009 1	221	137	3	62	60	12
1010 1	279	81	0	50	27	4
1010 2	479	163	4	91	62	6
1010 3	553	185	2	90	85	8
1010 4	456	170	3	98	66	3
1010 5	501	192	1	92	87	12
1010 6	584	174	0	115	50	9
1010 7	596	195	2	110	72	11
1010 8	539	193	3	114	64	12
1010 9	680	207	1	118	79	9
1010 10	542	201	2	96	85	18
1010 11	583	193	4	90	84	15
1010 12	789	266	3	136	101	26
1010 13	391	140	1	73	47	19
1010 14	461	151	2	88	57	4
1010 15	369	130	1	70	53	6
1010 16	464	133	3	69	50	11
1010 17	481	155	1	83	53	18
1010 18	381	130	2	66	50	12
1010 19	438	129	3	64	55	7
1010 20	455	145	2	85	51	7
1010 21	681	224	3	121	81	19
10AP1 1		217	0	130	82	5

I certify that the foregoing statement is the correct result of the polling at the election held
on the 2nd day of December, 1995.

Dated at Sturminster this 6th day of December, 1995.


Returning Officer

Sheet Number _____


RECAPITULATION SHEET

NOTE: "Rejected Ballots" are only those cast but not counted. Do not enter cancelled ballot papers on this sheet.

Poll Division & Table	No. of Names			BALLOTS CAST FOR CANDIDATES		
	Final List	Total Voted	Rejected Ballots	Randy BALL	Walter R. FITZGERALD	Pat POTTIE
10AP1 2	218		0	140	74	4
TOTAL	11,209	4,277	48	2,321	1,644	264

I certify that the foregoing statement is the correct result of the polling at the election held
on the 2nd day of December, 1995.

Dated at Halifax this 6th day of December, 1995.


Returning Officer

RECAPITULATION SHEET

NOTE: "Rejected Ballots" are only those cast but not counted. Do not enter cancelled ballot papers on this sheet.

Poll Division & Table		No. of Names on			BALLOTS CAST FOR CANDIDATES		
		Final List	Total Voted	Rejected Ballots	Randy BALL	Walter R. FITZGERALD	Pat POTTIE
1101	1	637	205	0	36	148	21
1101	2	597	201	3	35	150	13
1101	3	558	222	1	27	176	18
1102	1	415	143	1	22	111	9
1102	2	436	149	0	21	116	12
1103	1	580	280	0	53	208	19
1103	2	627	296	3	59	219	15
1103	3	525	220	1	39	166	14
1104	1	733	357	2	60	275	20
1104	2	616	301	2	56	233	10
1104	3	648	318	5	66	230	17
1104	4	650	327	3	79	236	9
1105	1	137	93	3	15	74	1
1106	1	380	182	10	34	129	9
1106	2	353	145	0	20	113	12
1137	1	521	171	1	30	129	11
1137	2	641	222	0	37	168	17
1137	3	618	218	1	42	159	16
1137	4	333	96	0	17	68	11
1137	5	501	151	1	23	112	15
11AP1	1		170	0	31	130	9
11AP1	2		187	0	40	141	6
TOTAL		10,506	4,654	37	842	3,491	284

I certify that the foregoing statement is the correct result of the polling at the election held
on the 2nd day of December, 1995.

Dated at Halifax this 6th day of December, 1995.

Returning Officer


RECAPITULATION SHEET

NOTE: "Rejected Ballots" are only those cast but not counted. Do not enter cancelled ballot papers on this sheet.

Poll Division & Table	No. of Names on Final List	Total Voted	Rejected Ballots	BALLOTS CAST FOR CANDIDATES		
				Randy BALL	Walter R. FITZGERALD	Pat POTTIE
1208 1	505	100	1	26	62	11
1208 2	489	118	1	27	85	5
1208 3	488	118	1	17	96	4
1208 4	407	108	2	20	77	9
1208 5	462	90	0	17	64	9
1209 1	180	50	1	4	43	2
1210 1	432	212	4	27	173	8
1211 1	556	89	1	27	57	4
1212 1	445	158	0	27	125	6
1212 2	406	146	1	35	106	4
1214 1	473	112	0	29	77	6
1215 1	547	97	0	21	73	3
1215 2	659	120	1	30	81	8
1215 3	686	121	2	16	98	5
1215 4	569	100	0	21	75	4
1216 1	117	61	2	4	50	5
1217 1	175	111	2	23	84	2
12AP1 1		132	3	41	88	0
TOTAL	7,596	2,043	22	412	1,514	95

I certify that the foregoing statement is the correct result of the polling at the election held
on the 2nd day of December, 1995.

Dated at Halifax this 6th day of December, 1995.


Returning Officer


RECAPITULATION SHEET

NOTE: "Rejected Ballots" are only those cast but not counted. Do not enter cancelled ballot papers on this sheet.

Poll Division & Table	No. of Names on Final List	Total Voted	Rejected Ballots	BALLOTS CAST FOR CANDIDATES		
				Randy BALL	Walter R. FITZGERALD	Pat POTTIE
1307 1	163	123	4	11	102	6
1319 1	680	239	4	64	164	7
1319 2	674	237	1	58	170	8
1319 3	631	278	4	49	208	17
1319 4	507	221	3	49	156	13
1319 5	300	109	1	23	83	2
1320 1	614	244	3	52	184	5
1320 2	578	235	4	77	150	4
1320 3	562	244	0	66	170	8
1320 4	342	145	5	42	95	3
1320 5	428	197	2	64	126	5
1321 1	23	4	0	1	3	0
1323 1	111	86	2	4	77	3
1324 1	568	253	5	48	183	17
1324 2	585	268	5	46	213	4
1324 3	484	231	0	51	169	11
1324 4	516	237	2	54	174	7
1325 1	590	293	1	60	229	3
1325 2	520	236	2	52	179	3
1325 3	524	254	0	57	188	9
1325 4	554	283	5	53	215	10
13AP1 1		201	3	53	145	0
13AP1 2		294	5	66	219	4
TOTAL	9,954	4,912	61	1,100	3,602	149

I certify that the foregoing statement is the correct result of the polling at the election held
on the 2nd day of December, 1995.

Dated at Narvon this 6th day of December, 1995.


Returning Officer


RECAPITULATION SHEET

NOTE: "Rejected Ballots" are only those cast but not counted. Do not enter cancelled ballot papers on this sheet.

Poll Division & Table	No. of Names on			BALLOTS CAST FOR CANDIDATES		
	Final List	Total Voted	Rejected Ballots	Randy BALL	Walter R. FITZGERALD	Pat POTTIE
1418 1	421	165	5	29	121	10
1418 2	567	242	7	48	176	11
1418 3	529	201	7	51	132	11
1418 4	410	155	10	28	108	9
1418 5	593	213	8	54	139	12
1418 6	433	157	4	37	108	8
1418 7	645	238	10	60	150	18
1432 1	570	367	0	89	266	12
1432 2	553	352	2	71	265	14
1432 3	627	331	1	76	243	11
1432 4	663	374	10	77	273	14
1433 1	182	142	4	14	111	13
1434 1	612	302	5	56	200	41
1434 2	450	244	5	48	161	30
1434 3	522	281	11	61	187	22
1434 4	608	305	8	59	211	27
1434 5	540	271	4	55	173	39
1434 6	331	157	1	25	103	28
1436 1	168	63	3	7	47	6
14AP1 1		107	0	22	81	4
14AP1 2		267	2	65	185	15
TOTAL	9,424	4,934	107	1,032	3,440	355

I certify that the foregoing statement is the correct result of the polling at the election held
on the 2nd day of December, 1995.

Dated at Halifax this 6th day of December, 1995.


Returning Officer

Sheet Number _____


RECAPITULATION SHEET

NOTE: "Rejected Ballots" are only those cast but not counted. Do not enter cancelled ballot papers on this sheet.

Poll Division & Table	No. of Names on Final List	Total Voted	Rejected Ballots	BALLOTS CAST FOR CANDIDATES		
				Randy BALL	Walter R. FITZGERALD	Pat POTTIE
1538 1	568	141	0	33	93	15
1538 2	684	195	4	46	132	13
1538 3	687	223	1	50	160	12
1538 4	398	116	0	32	80	4
1538 5	599	147	2	27	109	9
1551 1	594	236	1	52	178	5
1551 2	504	184	2	34	140	8
1551 3	519	212	0	51	152	9
1551 4	560	227	2	43	171	11
1551 5	569	231	3	44	168	16
1551 6	326	130	0	26	95	9
1554 1	542	190	0	60	122	8
1554 2	549	218	1	48	162	7
1554 3	632	234	0	64	161	9
1554 4	333	108	2	30	73	3
1554 5	535	188	3	41	140	4
1555 1	540	235	3	58	167	7
1555 2	504	203	1	62	127	13
1555 3	496	188	0	58	127	3
1556 1	211	66	6	2	53	5
15AP1 1		206	3	50	149	4
15AP2 2		190	2	47	136	5
TOTAL	10,350	4,068	36	958	2,895	179

I certify that the foregoing statement is the correct result of the polling at the election held
on the 2nd day of December, 1995.

Dated at New Brunswick this 6th day of December, 1995


Returning Officer


RECAPITULATION SHEET

NOTE: "Rejected Ballots" are only those cast but not counted. Do not enter cancelled ballot papers on this sheet.

Poll Division & Table		No. of Names			BALLOTS CAST FOR CANDIDATES		
		Final List	Total Voted	Rejected Ballots	Randy BALL 24	Walter R. FITZGERALD 100	Pat POTTIE 6
1646	1	548	130	0	24	100	6
1646	2	411	68	1	16	46	5
1646	3	477	105	0	19	76	10
1646	4	642	157	0	40	108	9
1646	5	607	136	0	39	91	6
1647	1	693	239	0	58	168	13
1647	2	675	268	2	65	193	8
1647	3	670	269	0	64	195	10
1648	1	536	128	2	27	90	9
1648	2	602	154	2	47	97	8
1649	1	423	165	1	35	126	3
1649	2	561	159	1	46	111	1
1649	3	580	182	0	46	128	8
1649	4	399	120	1	26	85	8
1649	5	662	247	2	68	169	8
1649	6	654	232	1	61	160	10
1649	7	360	131	0	38	86	7
1650	1	656	291	1	89	187	14
1650	2	612	277	0	59	211	7
1650	3	505	243	4	56	171	12
16AP1	1		174	2	44	125	3
16AP1	2		227	1	72	145	9
TOTAL		11,273	4,102	21	1,039	2,868	174

I certify that the foregoing statement is the correct result of the polling at the election held
on the 2nd day of December, 1995.

Dated at Halifax this 6th day of December, 1995.


Returning Officer

Sheet Number _____


RECAPITULATION SHEET

NOTE: "Rejected Ballots" are only those cast but not counted. Do not enter cancelled ballot papers on this sheet.

Poll Division & Table	No. of Names on Final List	Total Voted	Rejected Ballots	BALLOTS CAST FOR CANDIDATES		
				Randy BALL	Walter R. FITZGERALD	Pat POTTIE
1728 1	630	179	3	48	124	4
1728 2	503	152	2	42	104	4
1728 3	549	168	3	42	119	4
1728 4	571	187	0	47	132	8
1728 5	321	84	0	17	65	2
1728 6	593	176	1	38	130	7
1729 1	125	26	0	9	17	0
1731 1	563	274	2	82	182	8
1731 2	510	245	6	86	147	6
1731 3	476	215	2	51	156	6
1742 1	216	67	1	15	49	2
1743 1	256	42	0	8	32	2
1745 1	653	346	5	89	236	16
1745 2	595	308	1	113	191	3
1745 3	644	313	1	96	206	10
1745 4	453	206	0	87	111	8
1753 1	563	237	6	57	165	9
1753 2	575	249	1	62	182	4
1753 3	657	282	1	61	213	7
1753 4	475	192	1	37	149	5
17AP1 1		197	1	60	130	6
17AP1 2		226	2	56	166	2
TOTAL	9,928	4,371	39	1,203	3,006	123

I certify that the foregoing statement is the correct result of the polling at the election held
on the 2nd day of December, 1995.

Dated at Halifax this 6th day of December, 1995.


Returning officer

Sheet Number _____


RECAPITULATION SHEET

NOTE: "Rejected Ballots" are only those cast but not counted. Do not enter cancelled ballot papers on this sheet.

Poll Division & Table	No. of Names on			BALLOTS CAST FOR CANDIDATES		
	Final List	Total Voted	Rejected Ballots	Randy BALL	Walter R. FITZGERALD	Pat POTTIE
1827 1	563	190	2	50	127	11
1827 2	515	158	0	38	113	7
1827 3	557	175	1	46	124	4
1827 4	434	130	2	43	83	2
1840 1	582	174	4	58	104	8
1840 2	595	152	2	29	113	8
1840 3	537	136	2	37	95	2
1840 4	338	101	1	30	63	7
1840 5	455	109	0	30	73	6
1841 1	561	262	2	89	161	10
1841 2	528	260	0	91	160	9
1841 3	465	235	2	82	143	8
1848 1	817	482	0	395	79	8
1848 2	780	439	7	345	82	5
1849 1	561	304	0	235	61	8
1850 1	720	389	0	322	56	11
1851 1	718	332	2	215	95	20
1851 2	679	301	4	192	94	11
18AP1 1		193	3	144	45	1
18AP2 1		144	1	48	91	4
TOTAL	10,405	4,666	35	2,519	1,962	150

I certify that the foregoing statement is the correct result of the polling at the election held
 on the 2nd day of December, 1995.

Dated at Westmont this 6th day of December, 1995



 Returning Officer

RECAPITULATION SHEET

NOTE: "Rejected Ballots" are only those cast but not counted. Do not enter cancelled ballot papers on this sheet.

Poll Division & Table	No. of Names on Final List	Total Voted	Rejected Ballots	BALLOTS CAST FOR CANDIDATES		
				Randy BALL	Walter R. FITZGERALD	Pat POTTIE
1952 1	689	205	1	121	77	6
1952 2	469	113	0	72	36	5
1952 3	592	173	0	97	55	21
1952 4	731	231	2	140	72	17
1952 5	736	194	3	125	56	10
1953 1	693	180	5	101	57	17
1953 2	449	146	1	88	47	10
1953 3	590	168	0	96	59	13
1953 4	744	256	0	144	101	11
1953 5	763	215	2	127	77	9
1954 1	715	294	4	180	88	22
1954 2	589	214	2	131	71	10
1954 3	600	220	0	146	58	16
1954 4	500	212	0	128	73	11
1955 1	487	122	0	72	43	7
1955 2	461	148	2	53	75	18
1956 1	533	190	4	133	43	10
1956 2	619	269	3	170	77	19
1956 3	640	259	0	169	72	18
1956 4	707	247	0	168	67	12
1957 1	188	38	1	26	10	1
1958 1	114	72	3	27	37	5
19AP1 1		182	0	133	43	6
19AP2 1		108	0	76	28	4

I certify that the foregoing statement is the correct result of the polling at the election held
on the 2nd day of December, 1995.

Dated at Halifax this 6th day of December, 1995.


Returning Officer


RECAPITULATION SHEET

NOTE: "Rejected Ballots" are only those cast but not counted. Do not enter cancelled ballot papers on this sheet.

Poll Division & Table	No. of Names on			BALLOTS CAST FOR CANDIDATES		
	Final List	Total Voted	Rejected Ballots			
19AP3 1	158		4	Randy BALL 118	Walter R. FITZGERALD 33	Pat POTTIE 3
TOTAL	12,609	4,614	37	2,841	1,455	281

I certify that the foregoing statement is the correct result of the polling at the election held
on the 2nd day of December, 1995.

Dated at Halifax this 6th day of December, 1995.


Returning Officer


RECAPITULATION SHEET

NOTE: "Rejected Ballots" are only those cast but not counted. Do not enter cancelled ballot papers on this sheet.

Poll Division & Table	No. of Names on Final List	Total Voted	Rejected Ballots	BALLOTS CAST FOR CANDIDATES		
				Randy BALL	Walter R. FITZGERALD	Pat POTTIE
2059 1	631	244	2	124	108	10
2059 2	577	208	0	106	84	18
2060 1	687	210	3	110	84	13
2060 2	721	278	1	153	111	13
2060 3	571	186	4	118	55	9
2060 4	636	196	1	112	78	5
2061 1	759	357	5	197	125	30
2061 2	538	245	0	130	99	16
2061 3	554	237	1	126	94	16
2061 4	672	314	4	171	120	19
2061 5	814	361	2	199	140	20
2062 1	556	197	2	113	72	10
2062 2	681	234	1	144	74	15
2062 3	454	154	2	88	58	6
2062 4	751	258	3	158	83	14
2062 5	659	257	3	155	80	19
2062 6	580	186	0	123	60	3
2062 7	800	278	0	176	82	20
20AP1 1		442	0	327	111	4
TOTAL	11,641	4,842	34	2,830	1,718	260

I certify that the foregoing statement is the correct result of the polling at the election held
on the 2nd day of December, 1995.

Dated at Newtonville this 6th day of December, 1995.


Returning Officer


RECAPITULATION SHEET

NOTE: "Rejected Ballots" are only those cast but not counted. Do not enter cancelled ballot papers on this sheet.

Poll Division & Table	No. of Names on			BALLOTS CAST FOR CANDIDATES		
	Final List	Total Voted	Rejected Ballots	Randy BALL	Walter R. FITZGERALD	Pat POTTIE
2101 1	719	277	2	130	131	14
2101 2	631	250	3	132	101	14
2101 3	647	242	2	105	114	21
2101 4	706	304	3	147	140	14
2101 5	676	283	5	132	134	12
2101 6	837	355	5	175	164	11
2101 7	725	312	2	139	161	10
2101 8	771	333	8	164	144	17
2101 9	696	309	7	176	113	13
2101 10	604	236	0	94	133	9
2101 11	693	251	3	127	110	11
2101 12	556	223	6	102	104	11
21AP1 1		322	4	161	142	15
21AP1 2		280	2	147	126	5
TOTAL	8,261	3,977	52	1,931	1,817	177

I certify that the foregoing statement is the correct result of the polling at the election held
on the 2nd day of December, 1995.

Dated at Narmanth this 6th day of December, 1995.


Returning Officer


RECAPITULATION SHEET

NOTE: "Rejected Ballots" are only those cast but not counted. Do not enter cancelled ballot papers on this sheet.

Poll Division & Table	No. of Names on Final List	Total Voted	Rejected Ballots	BALLOTS CAST FOR CANDIDATES		
				Randy BALL	Walter R. FITZGERALD	Pat POTTIE
2263 1	660	294	2	137	133	22
2264 1	679	255	0	131	112	12
2264 2	623	233	0	114	106	13
2264 3	563	195	2	97	87	9
2265 1	592	186	1	109	65	11
2266 1	607	174	1	92	74	7
2267 1	146	66	1	5	54	6
2268 1	622	304	5	54	221	24
2268 2	648	291	3	47	221	20
2268 3	532	242	2	34	193	13
2269 1	754	399	7	67	293	32
2269 2	740	406	0	60	317	29
2270 1	753	404	3	68	304	29
2270 2	801	382	4	74	279	25
2271 1	681	290	1	129	129	31
22AP1 1		134	0	82	50	2
22AP2 1		287	0	68	207	12
TOTAL	9,401	4,542	32	1,368	2,845	297

I certify that the foregoing statement is the correct result of the polling at the election held
on the 2nd day of December, 1995.

Dated at Halifax this 6th day of December, 1995.


Returning officer


RECAPITULATION SHEET

NOTE: "Rejected Ballots" are only those cast but not counted. Do not enter cancelled ballot papers on this sheet.

Poll Division & Table		No. of Names			BALLOTS CAST FOR CANDIDATES		
		Final List	Total Voted	Rejected Ballots	Randy BALL	Walter R. FITZGERALD	Pat POTTIE
2372	1	947	529	4	90	380	55
2373	1	490	245	4	43	172	26
2374	1	451	255	2	61	166	26
2375	1	857	479	12	234	200	33
2376	1	422	224	3	96	113	12
2377	1	482	234	0	110	105	19
2378	1	737	301	4	136	137	24
2379	1	534	255	0	112	119	24
2380	1	475	183	2	101	66	14
2380	2	464	214	6	101	96	11
2381	1	276	126	0	52	73	1
2382	1	747	342	2	65	265	10
2383	1	709	331	3	35	261	32
2383	2	731	363	2	42	289	30
2383	3	646	317	1	20	268	28
2384	1	629	333	4	51	266	12
2384	2	544	273	2	41	219	11
23AP1	1		191	0	107	79	5
23AP2	1		237	1	36	185	15
TOTAL		10,141	5,432	52	1,533	3,459	388

I certify that the foregoing statement is the correct result of the polling at the election held
on the 2nd day of December, 1995.

Dated at Leathworth this 6th day of December, 1995


Returning Officer