

March 3<sup>rd</sup>, 2025

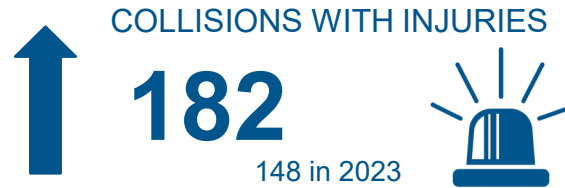
# RCMP Halifax Regional Detachment

Semi-Annual Crime Statistics  
July to December 2024



# Areas of Interest

JULY TO DECEMBER 2024



HALIFAX

# Persons, Property & Criminal Other

The following categories make up the Total Criminal Code:

## Persons

- Homicide
- Attempt Homicide
- Robbery
- Assaults
- All Other

## Property

- Break & Enter
- Theft of Motor Vehicle
- Theft Under \$5,000
- Theft Over \$5,000
- Stolen Goods
- Fraud

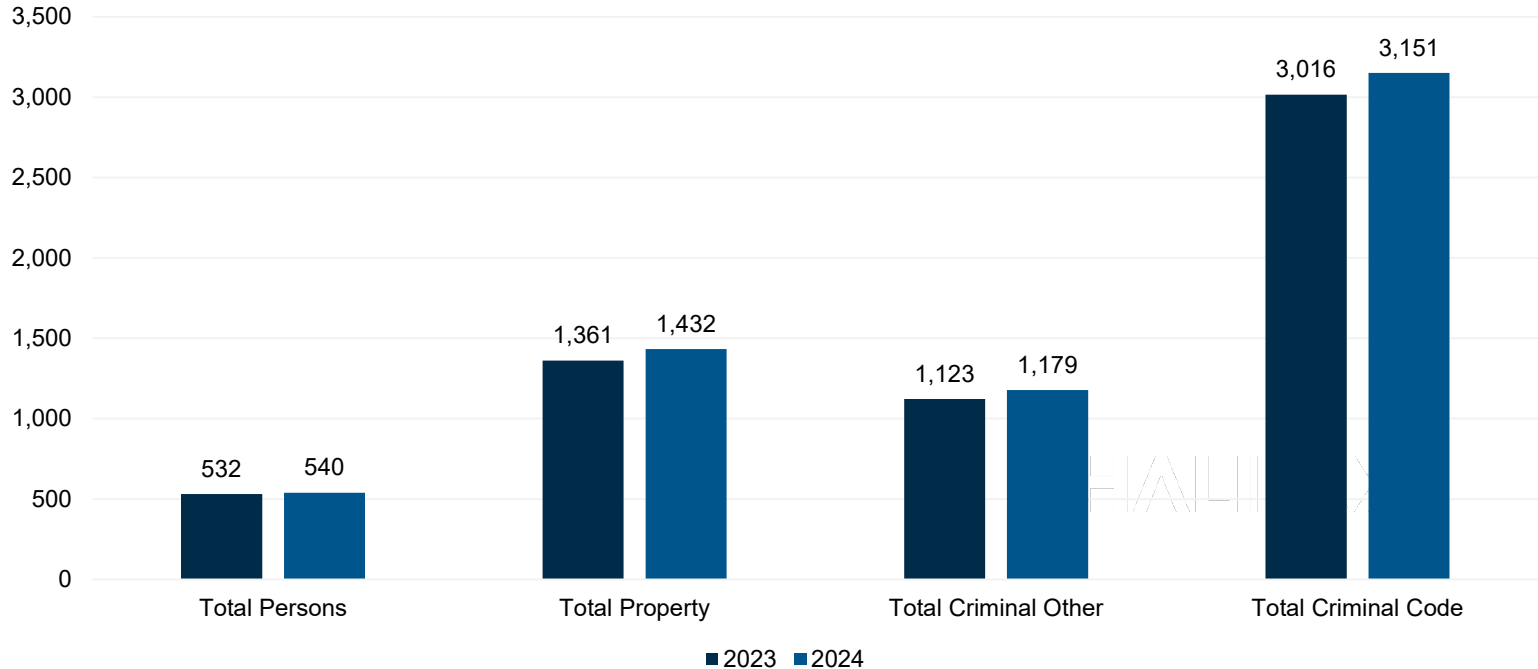
## Criminal Other

- Prostitution
- Offensive Weapons
- Other Criminal Code

HALIFAX

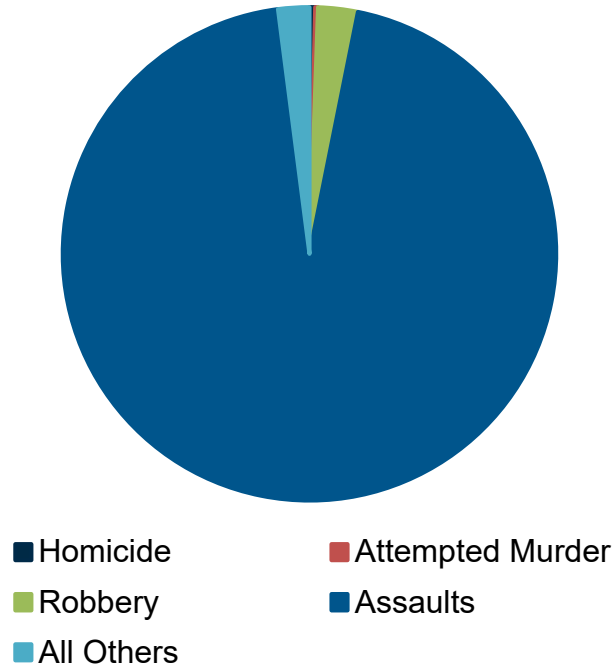
# Persons, Property & Criminal Other Totals

July to December 2023-2024 Comparison



# Persons Crime

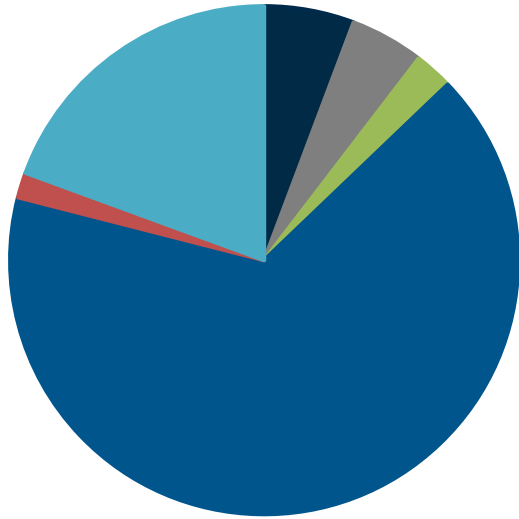
July to December 2024



- Persons Crime category increased 1.5% when comparing the second half of 2024 to the same period in 2023
- Assaults (all levels) accounted for 95% of Persons Crime category and remains the driver for the increase in the overall category

# Property Crime

July to December 2024

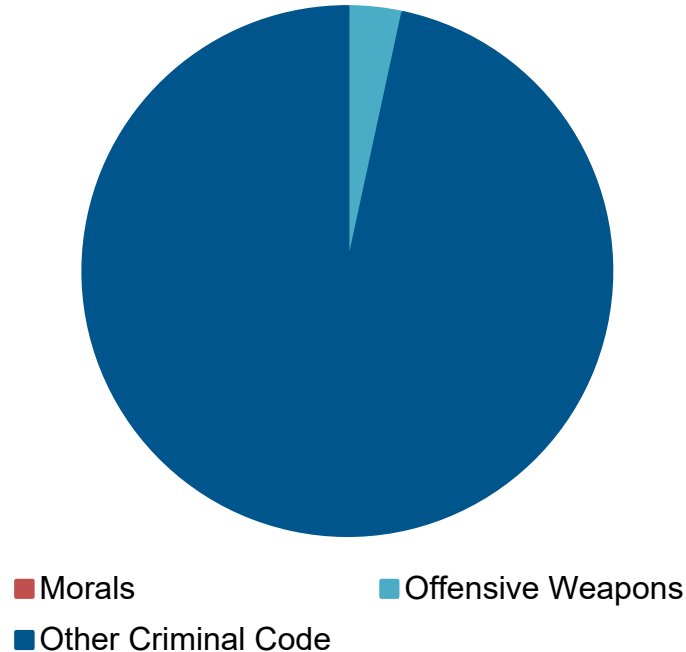


■ Break And Enter      ■ Theft Motor Vehicle  
■ Theft > 5000      ■ Theft < 5000  
■ Have Stolen Goods      ■ Frauds

- Property Crime category increased 5.2% when comparing the second half of 2024 to the same period in 2023
- Theft Under category makes up 66% of the Total Property Crime in the second half of 2024 and is the driving force for the upward trend

# Criminal Other

July to December 2024



- Criminal Other category increased 5.0% when comparing the second half of 2024 to the same period in 2023
- Three occurrence types make up 64% of the Other Criminal Code category. These include Mischief/Property Damage, Uttering Threats, and Bail Violations

# Crime Distribution by District

July to December 2024					
District	Persons Crime	Property Crime	Criminal Other	Total Criminal Code	Percentage of Total
Cole Harbour	160	425	326	911	29%
Lower Sackville	226	524	444	1,194	38%
Musquodoboit Harbour	37	129	113	279	9%
North Central	17	30	35	82	3%
Sheet Harbour	9	13	23	45	1%
Tantallon	91	311	238	640	20%
Total	540	1,432	1,179	3,151	100%



# Other Federal Statute, Traffic & Collisions

A breakdown of the following categories:

## Other Federal Statute

- General
- Drugs

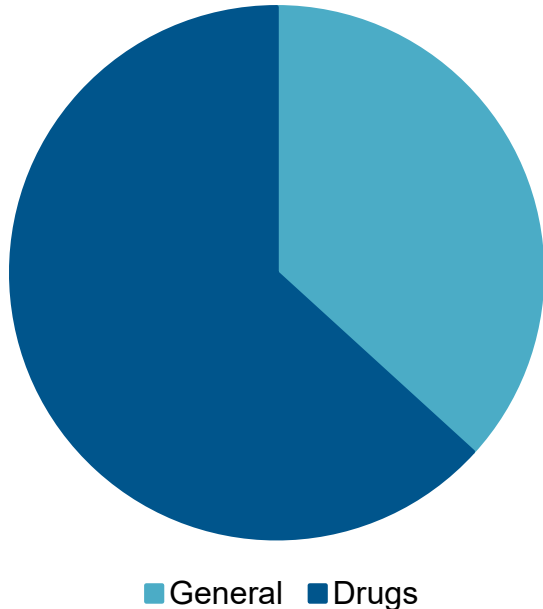
## Traffic & Collisions

- Criminal Code
- Collisions

HALIFAX

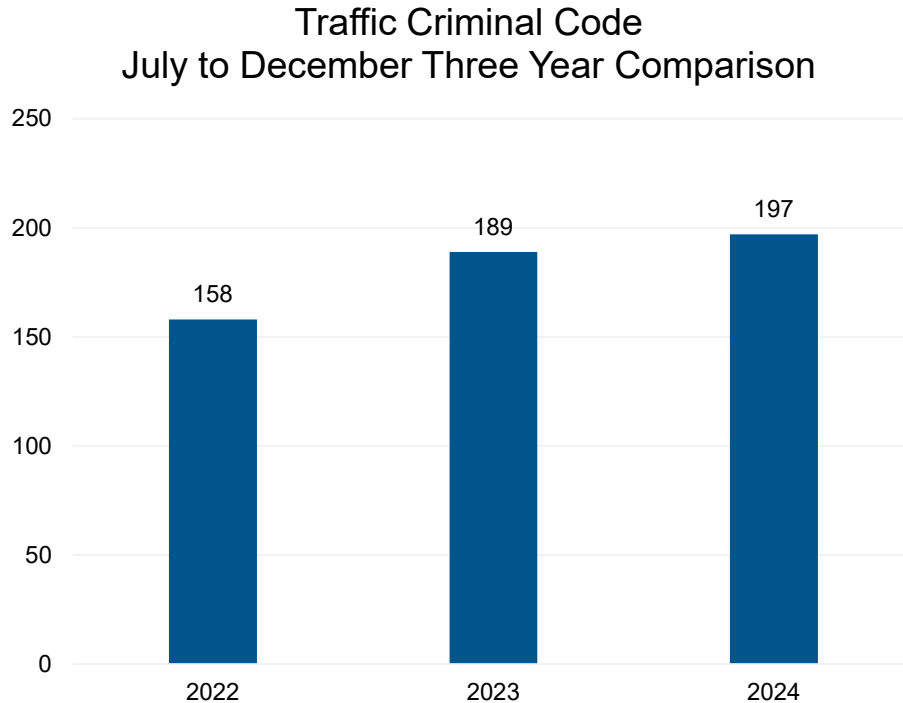
# Other Federal Statute

July to December 2024



- Other Federal Statute category increased 11.5% when comparing the second half of 2024 to the same period in 2023
- Firearms Act and Excise Act make up 72% of the General category
- Possession and Traffic in Other CDSA Drugs makes up 49% of the Drugs category

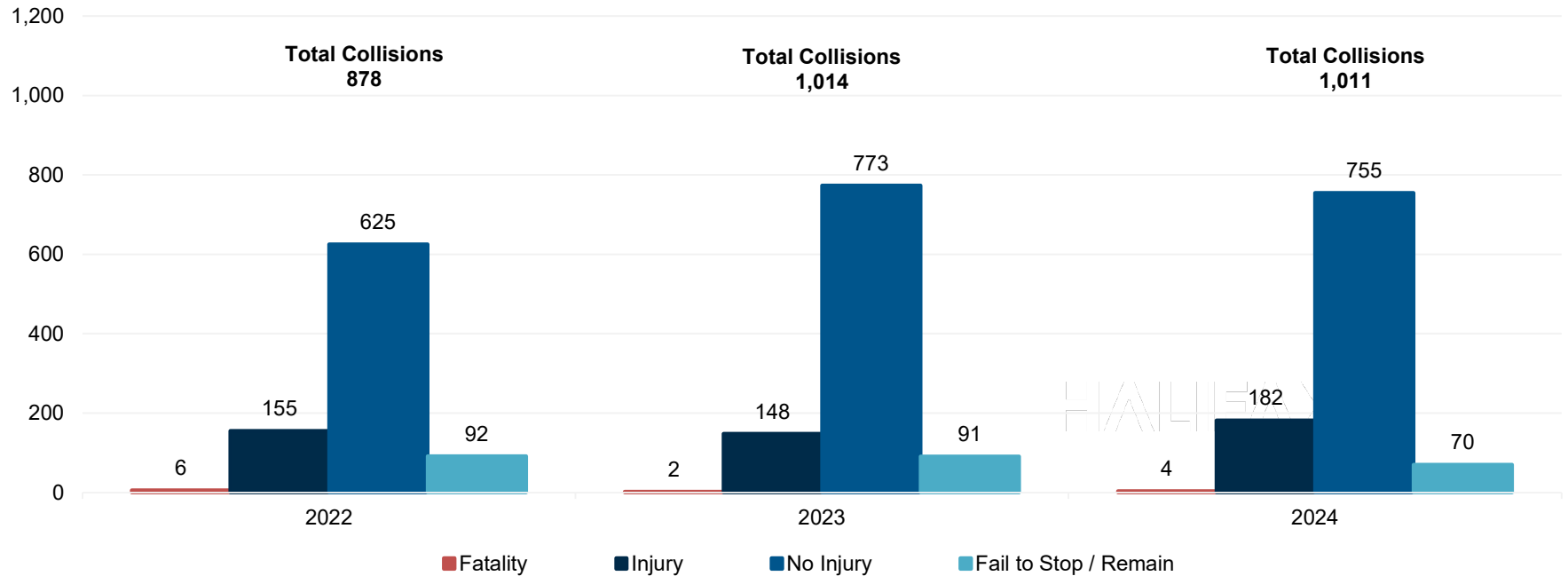
# Traffic & Collisions



- Traffic Criminal Code category increased 4.2% when comparing the second half of 2024 to the same period in 2023
- Impaired Driving offences makes up 74% of the Traffic Criminal Code category in the second half of 2024

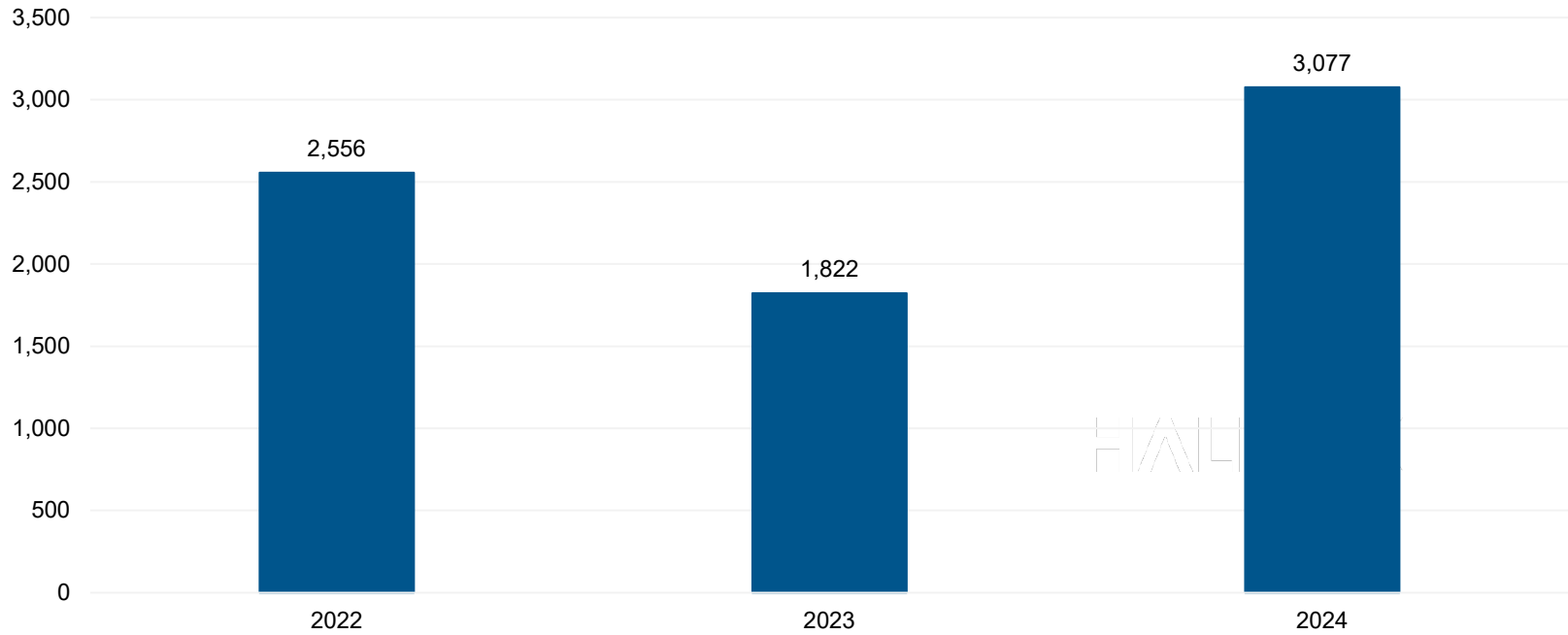
# Traffic & Collisions

## Motor Vehicle Collisions July to December Three Year Comparison



# Traffic & Collisions

Tickets Issued  
July to December Three Year Comparison



# Questions?

HALIFAX