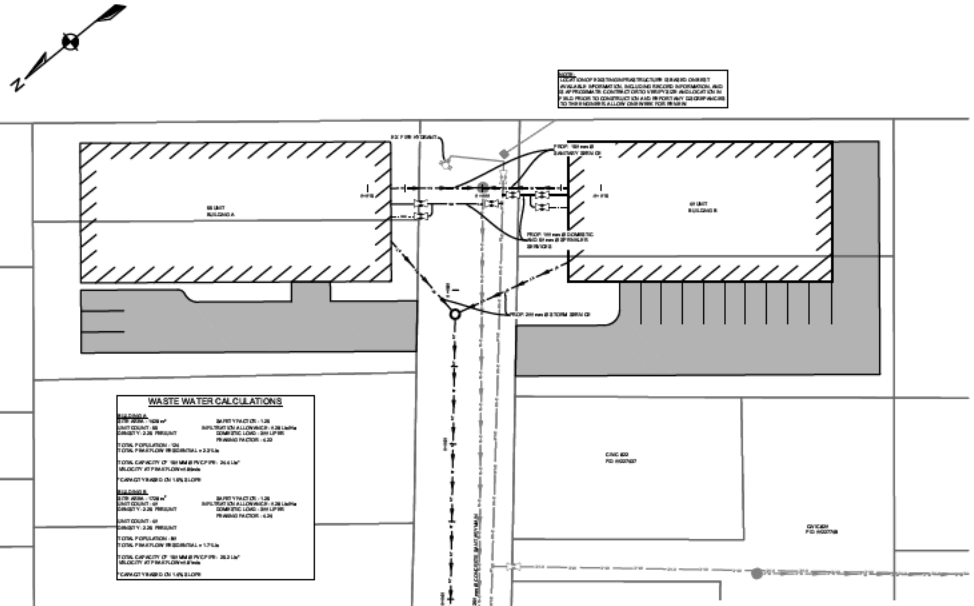

SERVICING PROFILE

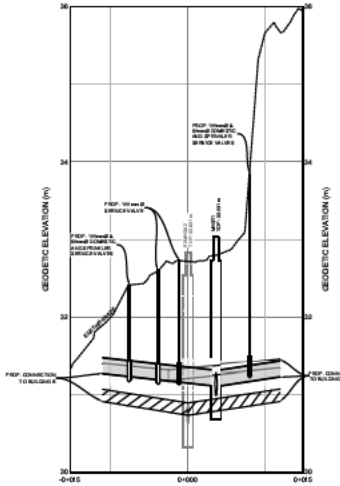

SANITARY SEWER		150 mm PVC DR35 @ 1.00% 15.00 m		150 mm PVC DR35 @ 1.00% 11.00 m			

STORM SEWER		300 mm PVC DR35 @ 1.00% 15.00 m		300 mm PVC DR35 @ 1.00% 20.00 m			

PROPOSED STORM CENTERLINE PROFILE

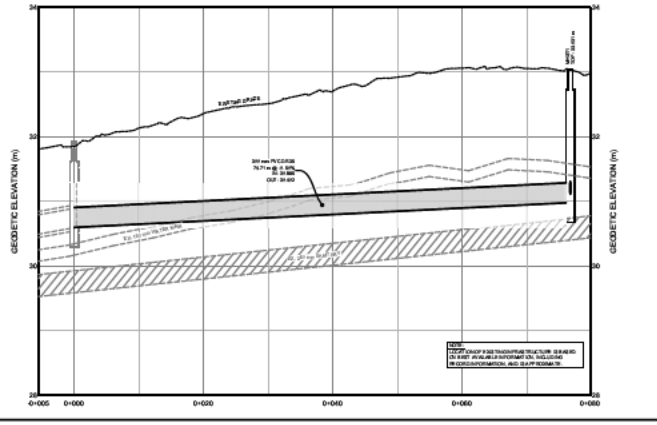

LEGEND

EXISTING		PROPOSED
	MAJOR SAL PROFILE	
	APPROXIMATE 1:100 YEAR FLOOD LIMIT	
	RAILWAY	
	WATER PIPE	
	SANITARY PIPE	
	STORM PIPE	
	NATURAL GAS MAIN	
	WATER LATERAL	
	SANITARY LATERAL	
	STORM LATERAL	
	NATURAL GAS LATERAL	
	SIDEWALK	
	INVISIBLE WALL	
	CURB STOPS	
	TOP OF SLOPE	
	BOTTOM OF SLOPE	
	PROCLAIM	

EXISTING	PROPOSED		EXISTING	PROPOSED
CURB CUT RAMP		AIR BLOWER VALVE		
CURB STOP		WATER SERVICE VALVE		
PROJECT HYDRANT		CATCH BASIN		
STREET SIGN		STORM SEWER MANHOLE		
STREET TREE		CLR		
		LRD		

1	OCT. 21, 2020	ISSUED FOR REVIEW
ISSUE	DATE	DESCRIPTION

CONSULTANT

DESIGNPOINT
engineering • surveying • solutions

CLIENT

zzap

PROJECT DESCRIPTION

NOVAWOOD DRIVE DEVELOPMENT

DARTMOUTH, NOVA SCOTIA

SHEET DESCRIPTION

SERVICING PLAN

Drawn	Engineer	Project No.	Drawing No.
Scale	Filename		C-01
			1 of 1