

May 22, 2025

HALIFAX

Annual Taxi and Limousine Rate Review

Transportation Standing Committee

Background

- HRM Sets taxi & limousine rates through Administrative Order 39
- The last taxi rate adjustment was in 2022
- Rate schedule applies to taxis and limousines
- Does not apply to Transportation Network Companies (TNCs)

HALIFAX

Components of Taxi Fare

- Initial charge (“drop rate”) – first 142.8m
- Increment charge – each additional 142.8m
- Wait time – 30 sec. increments when stopped or waiting in traffic



Other Fares

- Limousine – hourly rate
- Cruise Ship Passengers – hourly rate
- Airport rates – set by HIAA



Rate Adjustment Mechanism



NOVA SCOTIA
CONSUMER PRICE
INDEX, ALL ITEMS
(CPI)



SURVEY OF
OTHER CANADIAN
MUNICIPALITIES



INPUT FROM
INDUSTRY
STAKEHOLDERS



INDEPENDENT
REVIEW FROM
THE HALIFAX
PARTNERSHIP




ANY OTHER
INFORMATION
THAT MAY ASSIST
COUNCIL IN ITS
CONSIDERATION

Other Factors Considered



CHANGE IN HST FROM
15% TO 14%



ELIMINATION OF TOLLS
ON HARBOUR BRIDGES



TECHNOLOGY CHANGES
IN THE VEHICLE FOR
HIRE INDUSTRY

Target Fare Change

- CPI Increase since last rate adjustment was 12.5%
- Provincial HST dropped by 1%
- Target increase for fares is 11.5%

HALIFAX

Additional Fare Changes

- Initial charge (drop rate) increased an additional \$0.50 above target increase to cover cost of required technology
- Additional charges for electronic payment prohibited
- No longer allowed to charge for loading articles in the trunk
- Fare now adjusts automatically if there is a change in HST

7

Rate Adjustment Methodology

Blended Rate Increase

- Percentage increase applied to each component of the fare
- Cost of all trips increase by approx. same percentage

Unblended Rate Increase

- Drop rate increases more than other fare components
- Cost of shorter trips increase by a higher percentage than longer trips

Examples

Blended Rate Increase

Distance	Current Fare	Option 1 Fare	Increase	Percentage Increase	Example Trip
3km	\$9.70	\$10.80	\$1.10	11.3%	City Hall to Point Pleasant Park
5km	\$13.20	\$14.72	\$1.52	11.5%	City Hall to Alderney Landing
10km	\$21.95	\$24.52	\$2.60	11.7%	City Hall to Dartmouth Crossing
25km	\$48.20	\$53.92	\$5.70	11.8%	City Hall to Middle Sackville

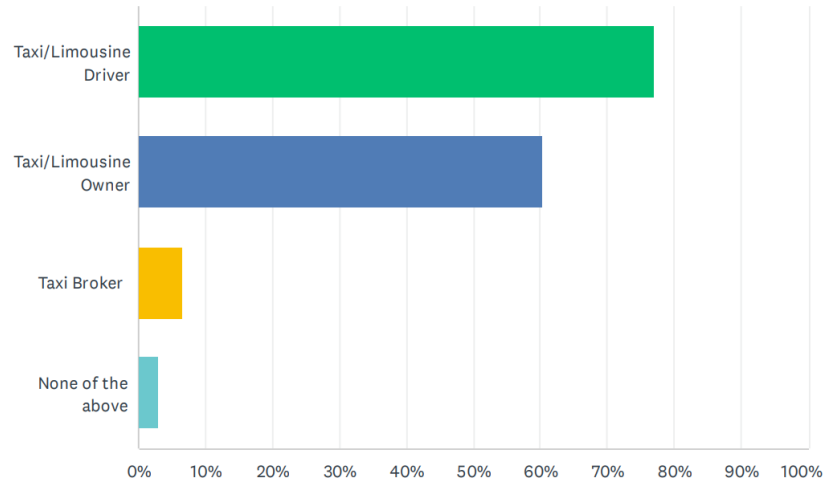
Unblended Rate Increase

Distance	Current Fare	Option 2 Fare	Increase	Percentage Increase	Example Trip
3km	\$9.70	\$11.10	\$1.40	14.4%	City Hall to Point Pleasant Park
5km	\$13.20	\$14.74	\$1.54	11.7%	City Hall to Alderney Landing
10km	\$21.95	\$23.84	\$1.89	8.6%	City Hall to Dartmouth Crossing
25km	\$48.20	\$51.14	\$2.94	6.1%	City Hall to Middle Sackville



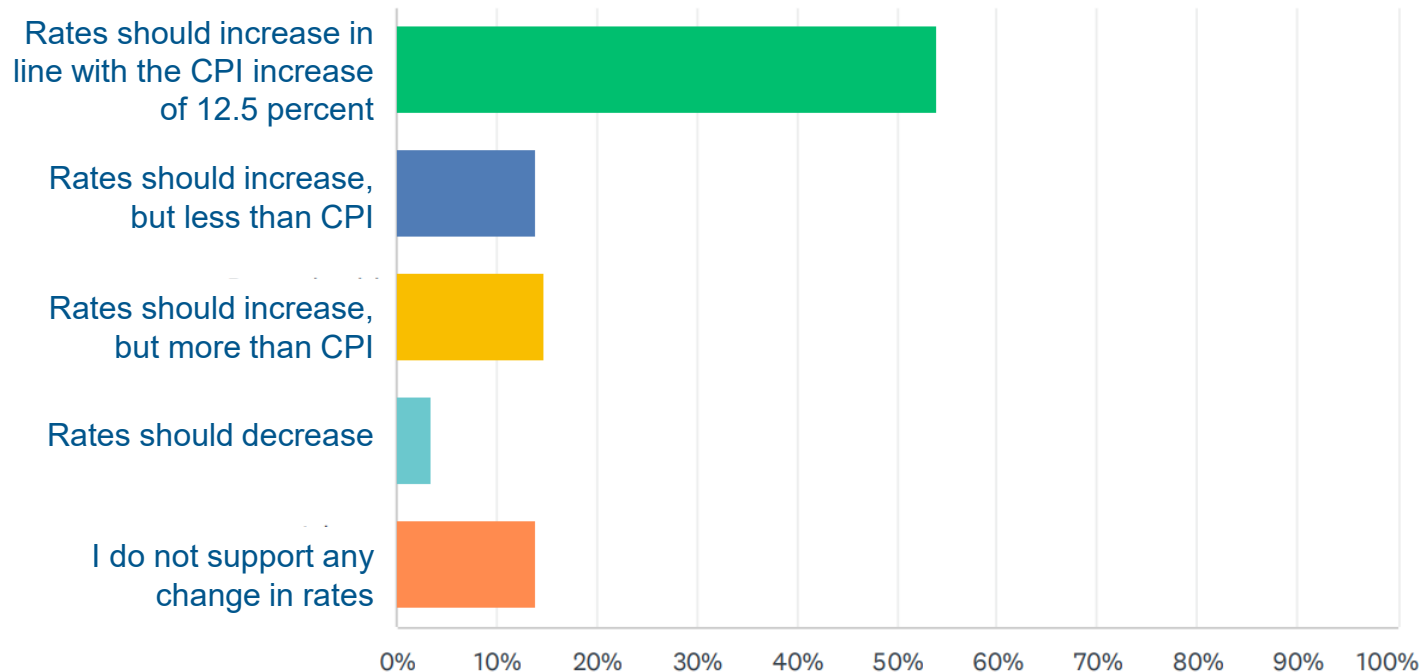
Industry Feedback

- 171 total responses*
 - 130 identified as a driver
 - 102 identified as an owner
 - 11 identified as a broker

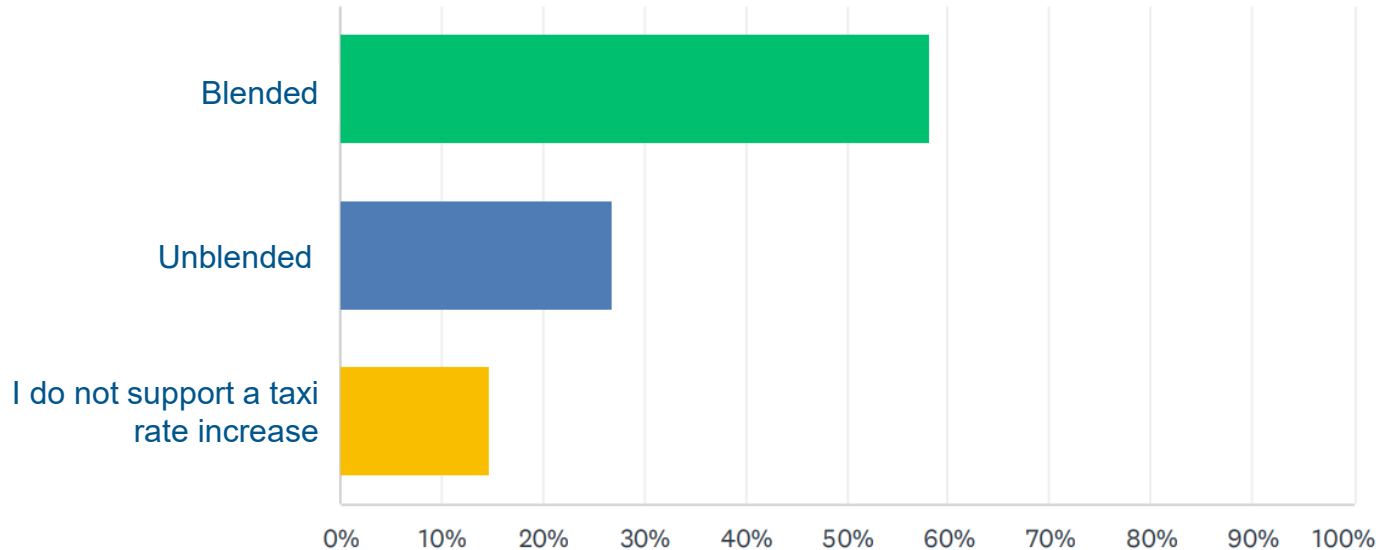


*respondents may identify as multiple options

What percentage increase in taxi and limousine rates do you think is appropriate?

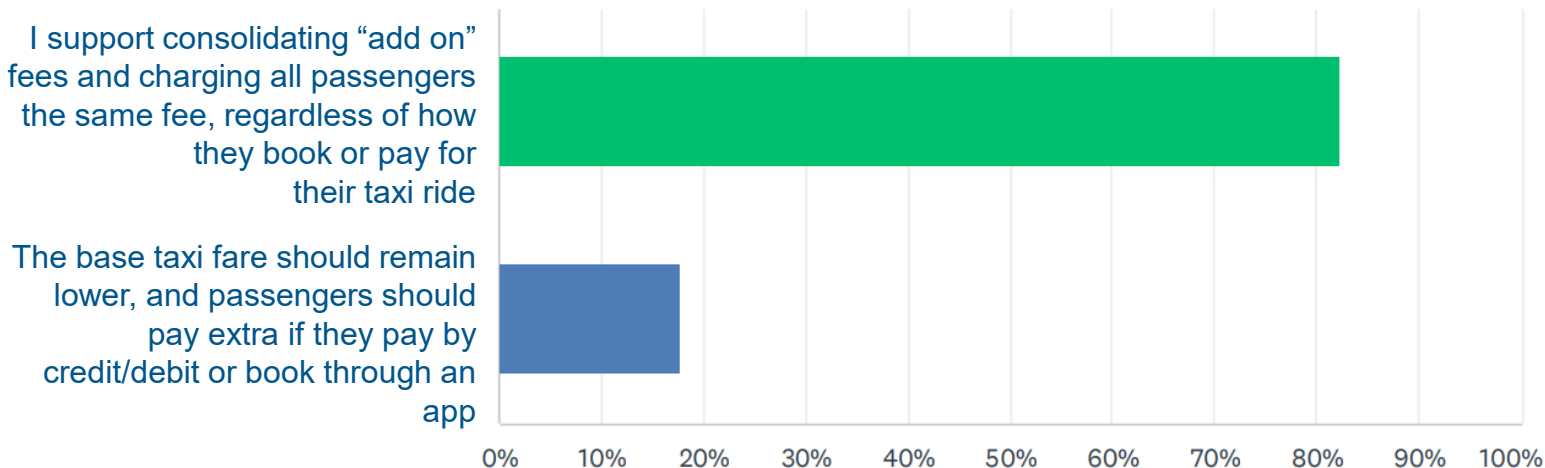


If you support a rate increase, what type of increase do you support for taxi rates?



12

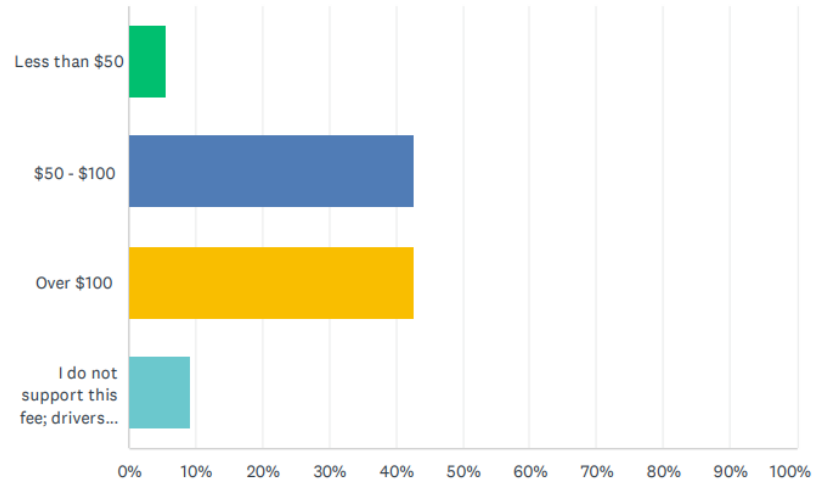
What are your thoughts on consolidating extra technology fees and eliminating “add on” fees?



13

Cleaning Fees

- Survey respondents support creation of cleaning fee
- No consensus on amount
- Requires changes to By-law T-1000



Recommendation

- Staff recommend implementing a blended fare increase in line with CPI changes


HALIFAX

HALIFAX

Thank you

Peter Nightingale

 Peter.Nightingale@halifax.ca

 902-719-9478

City	Last Fare Update	5 km Trip Cost	10 km Trip Cost	35 km Trip Cost	Avg. Trip Cost
CBRM (Sydney Zone)	2022	\$ 12.70	\$ 20.20	\$ 57.70	\$ 30.20
Toronto	2022	\$ 12.74	\$ 21.48	\$ 65.19	\$ 33.14
Windsor	2023	\$ 12.97	\$ 21.77	\$ 65.78	\$ 33.51
Mississauga	2022	\$ 12.87	\$ 21.73	\$ 66.06	\$ 33.55
Halifax (Current)	2022	\$ 13.20	\$ 21.96	\$ 65.72	\$ 33.63
Edmonton	2022	\$ 13.11	\$ 22.37	\$ 68.66	\$ 34.71
Winnipeg	2022	\$ 13.26	\$ 22.76	\$ 70.26	\$ 35.43
Calgary	2022	\$ 13.85	\$ 23.44	\$ 71.35	\$ 36.21
Montreal	2022	\$ 14.35	\$ 24.60	\$ 75.85	\$38.05
Halifax (Proposed)		\$ 15.22	\$ 25.03	\$ 74.05	\$ 38.10
Ottawa	2022	\$ 13.95	\$ 24.42	\$ 76.74	\$ 38.37
Vancouver	2024	\$ 14.55	\$ 25.45	\$ 79.95	\$ 39.98
Saskatoon	2019	\$ 15.83	\$ 27.19	\$ 84.01	\$ 42.34