



Item No. 3
Board of Police Commissioners for the Halifax Regional Municipality
Feb 3, 2025

TO: Chair and Commissioners of the Board of Police Commissioners for the Halifax Regional Municipality

FROM: Cathie O'Toole, Chief Administrative Officer

DATE: January 22, 2025

SUBJECT: **RCMP Halifax Regional Detachment Semi-Annual Crime Statistics July to December 2024**

INFORMATION REPORT

ORIGIN

This is a staff-initiated report.

EXECUTIVE SUMMARY

Halifax Regional Detachment (HRD) is pleased to share the following overview of Crime Statistics for the second half of 2024 and provide comparisons to the same period in 2023.

BACKGROUND

This is a bi-annual report that is submitted to BoPC.

DISCUSSION

Overall, reported crime statistics remain consistent when comparing the same reporting period for 2023. HRD continues to closely monitor changes in crime trends so we can adjust our response to ensuring public safety accordingly. HRD is updating its Crime Reduction Strategy and this data along with many other considerations will factor into the new strategy.

FINANCIAL IMPLICATIONS

No financial implications at this time.

COMMUNITY ENGAGEMENT

No community engagement was required.

LEGISLATIVE AUTHORITY

Nova Scotia Police Act (2004)

35 (1) Every municipality is responsible for the policing of and maintenance of law and order in the municipality and for providing and maintaining an adequate, efficient and effective police department at its expense in accordance with its needs.

36 (1) The obligation of a municipality to provide policing services pursuant to Section 35 may be discharged by

(a) the establishment of a municipal police department pursuant to this Act;

(b) entering into an agreement with the Province, the Government of Canada or another municipality for the use or employment of an established police department or any portion of an established police department;

57 (1) A municipality receiving policing services in whole or in part from the Royal Canadian Mounted Police or the Provincial Police shall establish a police advisory board.

ATTACHMENTS

Attachment 1 : RCMP Halifax Regional Detachment Semi-Annual Crime Statistics July to December 2024

Report Prepared by: Inspector Jeff Mitchell, Management and Administration Services Officer,
RCMP Halifax Regional Detachment

Report Approved by: Superintendent Don Moser. Acting Officer in Charge (OIC)
RCMP Halifax Regional Detachment



RCMP Halifax Regional Detachment

Semi-Annual Crime Statistics

July to December 2024

Environmental Scan

General

I am pleased to share the following overview of Halifax Regional Detachment (HRD) Crime Statistics for the second half of 2024 and provide comparisons to the same period in 2023. Overall, reported crime statistics remain consistent when comparing the same reporting period for 2023. HRD continues to closely monitor changes in crime trends so we can adjust our response to ensuring public safety accordingly. HRD is updating its Crime Reduction Strategy and this data along with many other considerations will factor into the new strategy.

Persons Crime

- Persons Crime accounted for 17% of Total Criminal Code in the second half of 2024, a decrease of 1% from the previous two years.
- Assaults (all levels) accounted for 95% of Total Persons Crime in the second half of 2024 and remains the driver for the increase in the overall category.
- Homicides have remained consistent at 2 in the second half of the previous three years.

Property Crime

- Property Crime accounted for 45% of Total Criminal Code in the second half of 2024, remaining consistent from the previous two years.
- Break and Enter category decreased to 82 in the second half of 2024 from 122 in the second half of 2023.
- Theft Under category makes up 66% of the Total Property Crime in the second half of 2024 and is the driving force for the upward trend. Theft Under increased to 947 in the second half of 2024 from 834 in the second half of 2023.
- Frauds increased to 278 in the second half of 2024 from 267 in the second half of 2023.

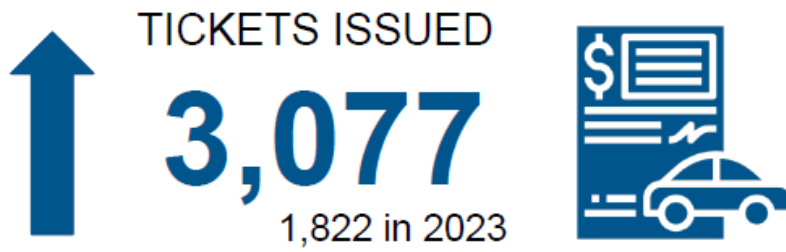
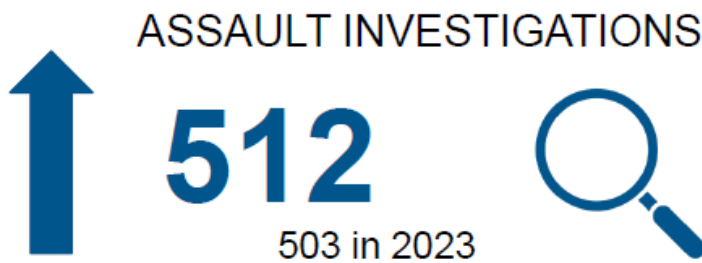
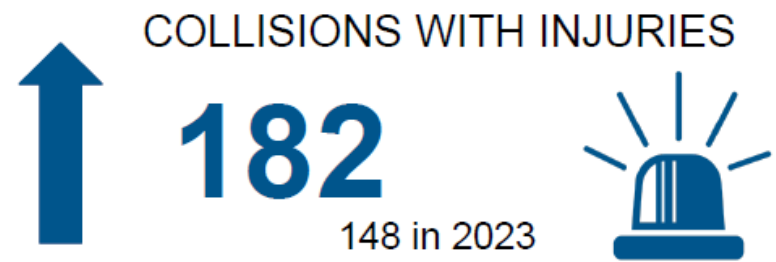
Criminal Other

- Offensive Weapons decreased to 38 in the second half of 2024, from 55 in the second half of 2023.
- Criminal Other accounts for 37% of Total Criminal Code in the second half of 2024, remaining consistent from the previous two years. The top 3 occurrences that make up the Other Criminal Code category are Mischief/Property Damage with 283, Uttering Threats with 250, and Bail Violations with 198 in the second half of 2024. These three categories make up 64% of the total Other Criminal Code category and are the driver for the increase in the overall category.




Areas of Interest

JULY TO DECEMBER 2024

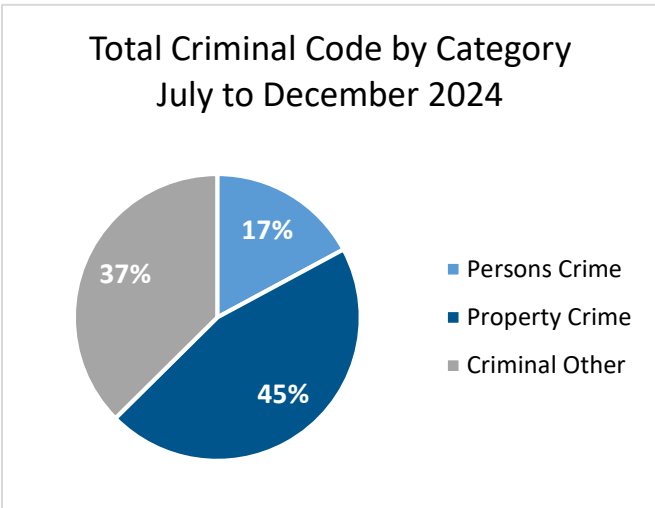


Crime Statistics Overview



**Crime Distribution by District
July to December 2024**

District	Persons Crime	Property Crime	Criminal Other	Total	Percentage of Total
Cole Harbour	160	425	326	911	29%
Lower Sackville	226	524	444	1,194	38%
Musquodoboit Harbour	37	129	113	279	9%
North Central	17	30	35	82	3%
Sheet Harbour	9	13	23	45	1%
Tantallon	91	311	238	640	20%
Total	540	1,432	1,179	3,151	100%



**Halifax Regional Detachment
Semi-Annual Crime Statistics
July to December**

	July to December			2023-2024 Comparison	
	2022	2023	2024	#	%
PERSONS					
Homicide	2	2	2	0	0.00
Attempted Murder	4	2	1	-1	-50.00
Robbery	13	17	14	-3	-17.65
Assaults	478	503	512	9	1.79
All Others	8	8	11	3	37.50
TOTAL	505	532	540	8	1.50
PROPERTY					
Break And Enter	122	122	82	-40	-32.79
Theft Motor Vehicle	66	72	67	-5	-6.94
Theft > 5000	15	42	35	-7	-16.67
Theft < 5000	770	834	947	113	13.55
Have Stolen Goods	15	24	23	-1	-4.17
Frauds	258	267	278	11	4.12
TOTAL	1,246	1,361	1,432	71	5.22
CRIMINAL OTHER					
Morals	1	2	2	0	0.00
Offensive Weapons	38	55	38	-17	-30.91
Other Criminal Code	1,000	1,066	1,139	73	6.85
TOTAL	1,039	1,123	1,179	56	4.99
TOTAL CRIMINAL CODE	2,790	3,016	3,151	135	4.48
FEDERAL					
General	44	15	25	10	66.67
Drugs	26	46	43	-3	-6.52
TOTAL	70	61	68	7	11.48
PROVINCIAL					
General	833	871	654	-217	-24.91
Liquor	29	44	20	-24	-54.55
Traffic	2,556	1,822	3,077	1,255	68.88
TOTAL	3,418	2,737	3,751	1,014	37.05
TRAFFIC & COLLISIONS					
Criminal Code	158	189	197	8	4.23
Collisions	878	1,014	1,011	-3	-0.30
Fatalities	6	2	4	2	100.00
Injured	155	148	182	34	22.97



**Halifax Regional Detachment
Semi-Annual Crime Statistics
Calendar Year**

	Calendar Year			2023-2024 Comparison	
	2022	2023	2024	#	%
PERSONS					
Homicide	2	2	5	3	150.00
Attempted Murder	5	4	4	0	0.00
Robbery	27	32	28	-4	-12.50
Assaults	880	929	978	49	5.27
All Others	12	14	22	8	57.14
TOTAL	926	981	1,037	56	5.71
PROPERTY					
Break And Enter	209	226	165	-61	-26.99
Theft Motor Vehicle	115	124	126	2	1.61
Theft > 5000	42	66	54	-12	-18.18
Theft < 5000	1,519	1,486	1,802	316	21.27
Have Stolen Goods	29	39	48	9	23.08
Frauds	491	573	560	-13	-2.27
TOTAL	2,405	2,514	2,755	241	9.59
CRIMINAL OTHER					
Morals	1	3	2	-1	-50.00
Offensive Weapons	69	94	73	-21	-22.34
Other Criminal Code	1,937	2,095	2,223	128	6.11
TOTAL	2,007	2,192	2,298	106	4.84
TOTAL CRIMINAL CODE	5,338	5,687	6,090	403	7.09
FEDERAL					
General	58	27	45	18	66.67
Drugs	55	72	82	10	13.89
TOTAL	113	99	127	28	28.28
PROVINCIAL					
General	1,647	1,552	1,421	-131	-8.44
Liquor	50	65	49	-16	-24.62
Traffic	5,364	4,174	5,565	1,391	33.33
TOTAL	7,061	5,791	7,035	1,244	21.48
TRAFFIC & COLLISIONS					
Criminal Code	322	374	400	26	6.95
Collisions	1,745	1,938	2,063	125	6.45
Fatalities	7	4	8	4	100.00
Injured	291	278	342	64	23.02



Superintendent Don Moser

Acting Officer in Charge

Royal Canadian Mounted Police Halifax Regional Detachment



PARTNERS IN POLICING