

HalifACT Annual Progress Report 2023/24



HalifACT Targets

- Net-zero municipal operations by 2030
- 75% community emission reduction by 2030 over 2016 levels
- Net-zero community emissions by 2050
- Spending on climate mitigation and adaptation is critical for an affordable future

CLIMATE ADAPTATION MEASURES

\$1 saves \$15

Spent in
preparation

In future
impact costs

EMISSION REDUCTION MEASURES

22B = 41.9B

Spent on
reducing
emissions


In avoided
energy-
related costs

2023-2024

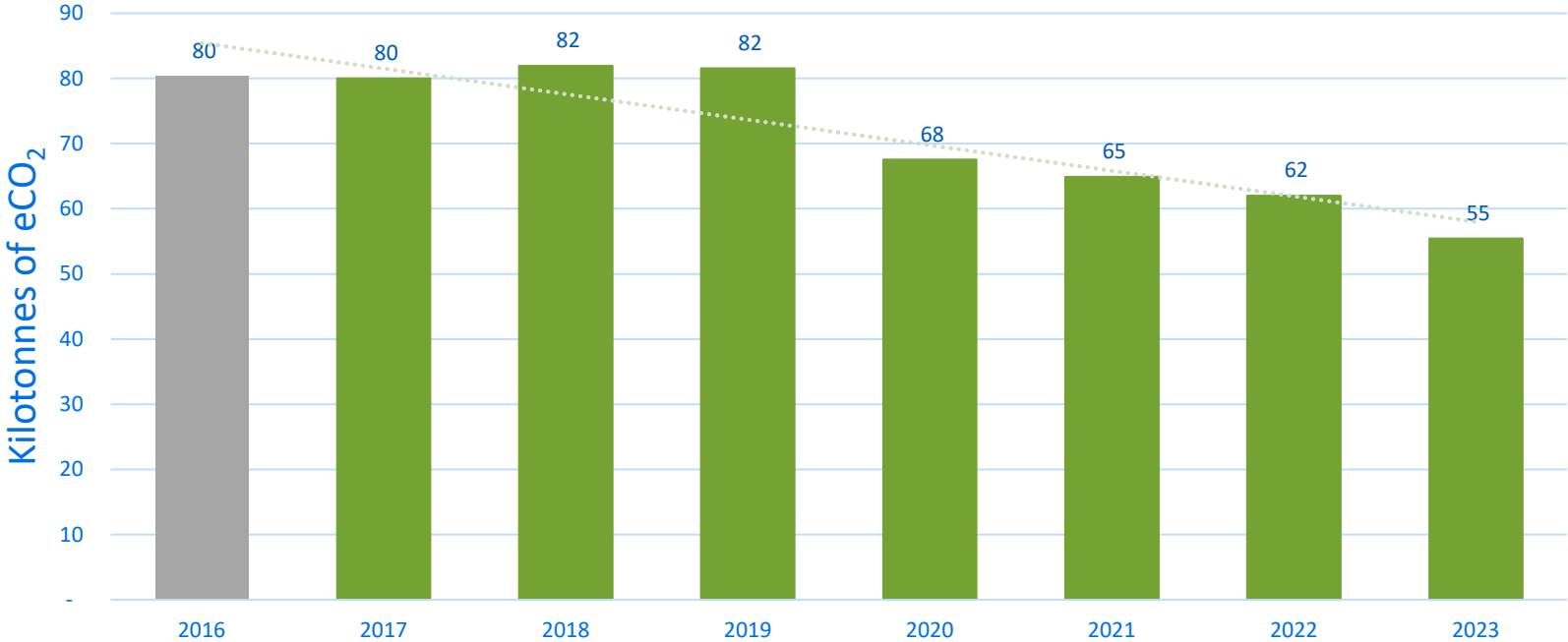
Planning  Implementation

Barriers to Implementation

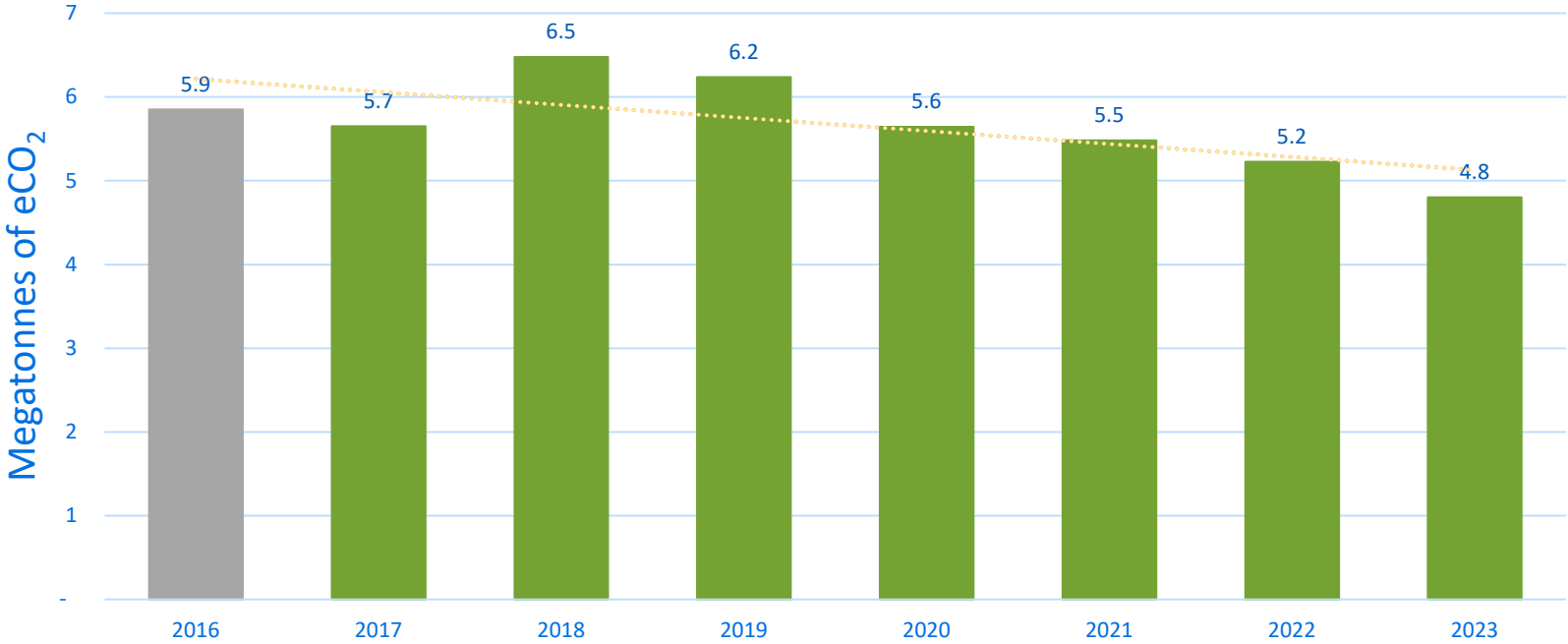
- External
 - Regulatory limitations
 - Coordination with other levels of government
 - Supply chain and workforce constraints
- Internal
 - Resource constraints
 - Competing priorities
 - Complexity of implementation




Corporate Emissions



Community Emissions



Decarbonized and Resilient Infrastructure



Public Charging Deployment

- Installs are underway to ease range anxiety
- Operational later this fall:
 - JD Shatford Public Library
 - Musquodoboit Harbour Library
 - Canada Games Centre
 - Bedford Park & Ride
- Level 2 charging in MURB dense areas
- \$980,000 ZEVIP funding for the first 56 chargers






Net-Zero Municipality

- Electric vehicles & buses
- New building construction
 - Grahams Grove
 - Aquatic Centre
- Existing building retrofits
 - Ragged Lake Transit Centre

Prepared and Connected Communities




Resilient Community

- Resiliency Retrofit Project
 - Flood risk assessments
 - Free flood prevention retrofits
- Coastal Adaptation
 - Risk and vulnerability assessment



Resilient Municipality

- Build Back Better Funding
 - Post-disaster funding to re-build infrastructure to a higher standard
- Critical infrastructure analysis
 - Municipal government-wide



Governance and Leadership



Engaged Community & Industry

- Building to Zero Exchange
- CEO Climate Action Charter
- Accessible community events
- Climate Equity
- Youth engagement





Climate Governance Model

**CORPORATE
FLEET
ELECTRIFICATION**



**CORPORATE
NET ZERO
BUILDINGS**



**GREENING
TRANSIT**



**RESILIENT
COMMUNITIES**



**RESILIENT
CRITICAL
INFRASTRUCTURE**



**NATURE-BASED
SOLUTIONS**



HalifACT in Action

- Global
 - A Grade from Carbon Disclosure Project
 - IPCC Cities Participation
 - Global Covenant of Mayors
 - Corporate Knights Sustainable Cities Index
- Regional
 - Resilient & Deep Energy Retrofit Pilots
 - Solid Waste Strategy Review
- Local
 - Storm kits for newcomers
 - Lake Watchers



Halifax

Battery Powered Small Equipment

- Funded purchase of battery powered small equipment for parks maintenance
- Will reduce emissions & contribute to healthy workplace



Rita Joe Ferry Undercoating

- Funded application of non-toxic marine undercoating that prevents build-up of marine growth
- Increased efficiency results in lower fuel use and reduced emissions



DeWolf Park Solar Lights

- Funded pilot of 2 standard solar light poles and 1 solar bollard light
- Use of renewable energy source reduces monthly electricity costs



Small vehicle Electrification

- 6 x Electric forklifts
- 4 x Electric ice resurfacers
- 2 x Electric street sweepers






Cole Harbour Field Stormwater Management Facility



E-Bikes for Parking Enforcement

- 2023 Stats
 - 13 Staff
 - 7 E-Bikes
 - 3500 km driven in 2023
 - 230 Service Requests diverted from vehicles to bike patrol




Thank You

Shannon Miedema
Director, Environment & Climate Change

miedems@halifax.ca
902.266.4056
www.halifax.ca/climate

HalifACT



46 ACTIONS



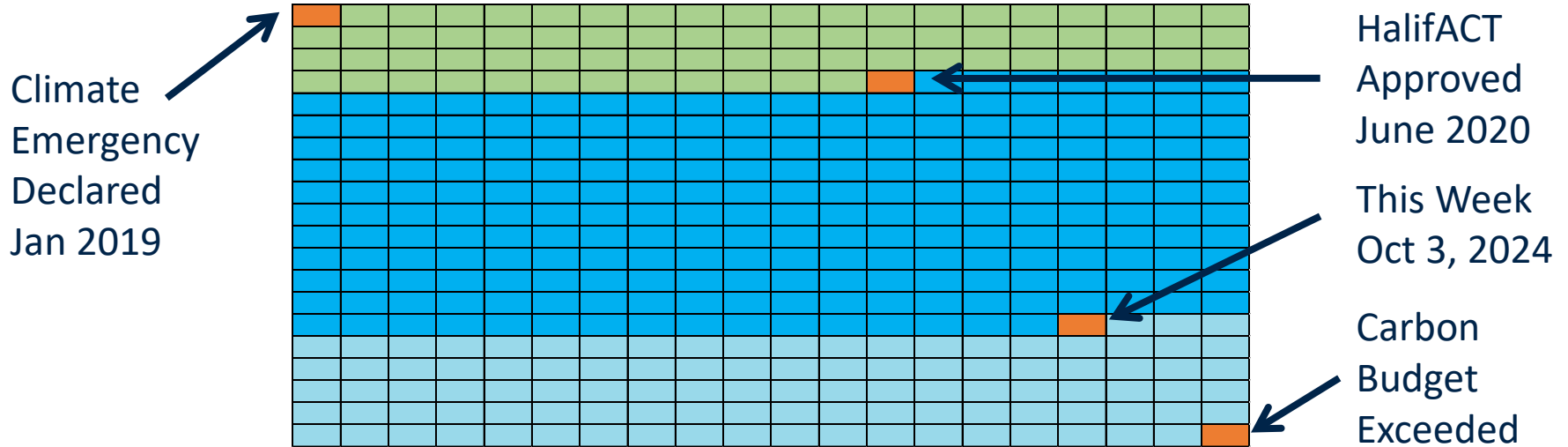
3 AREAS



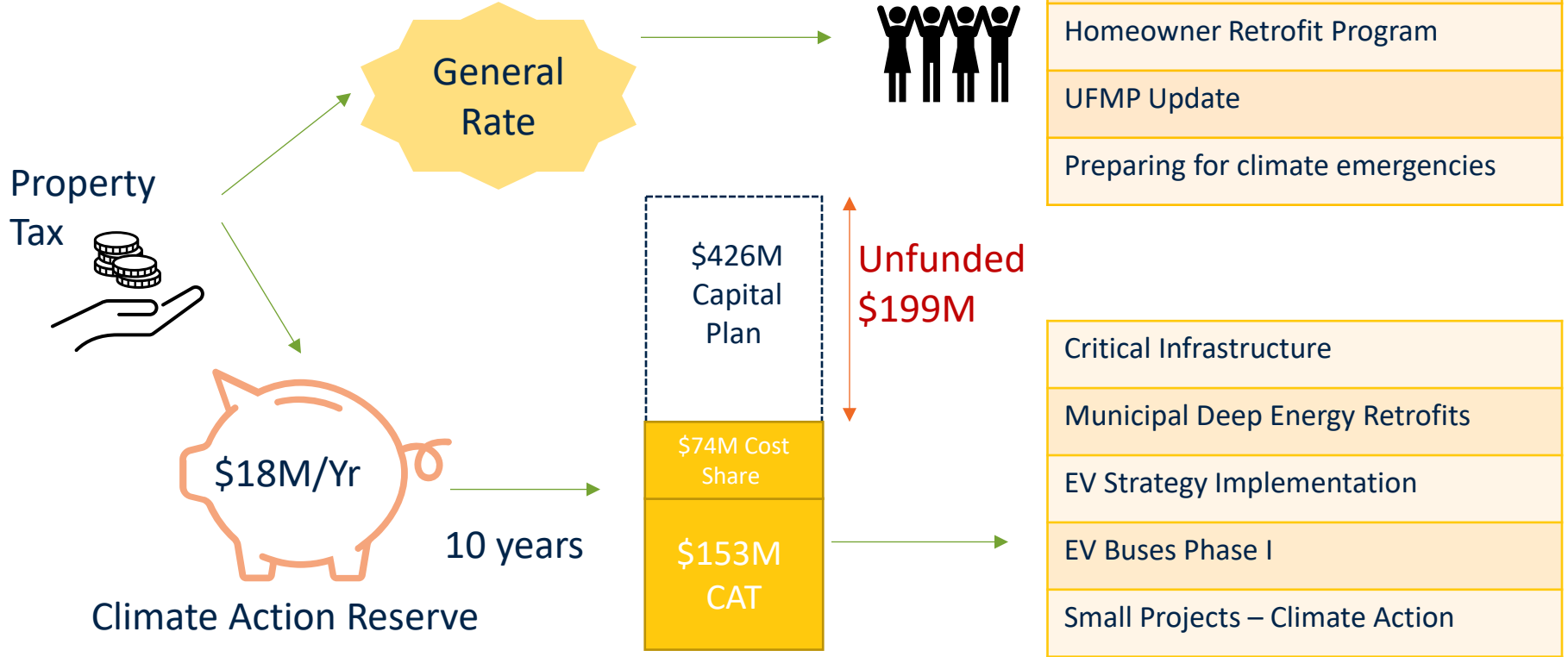
CLIMATE
LEADERSHIP

Carbon Budget

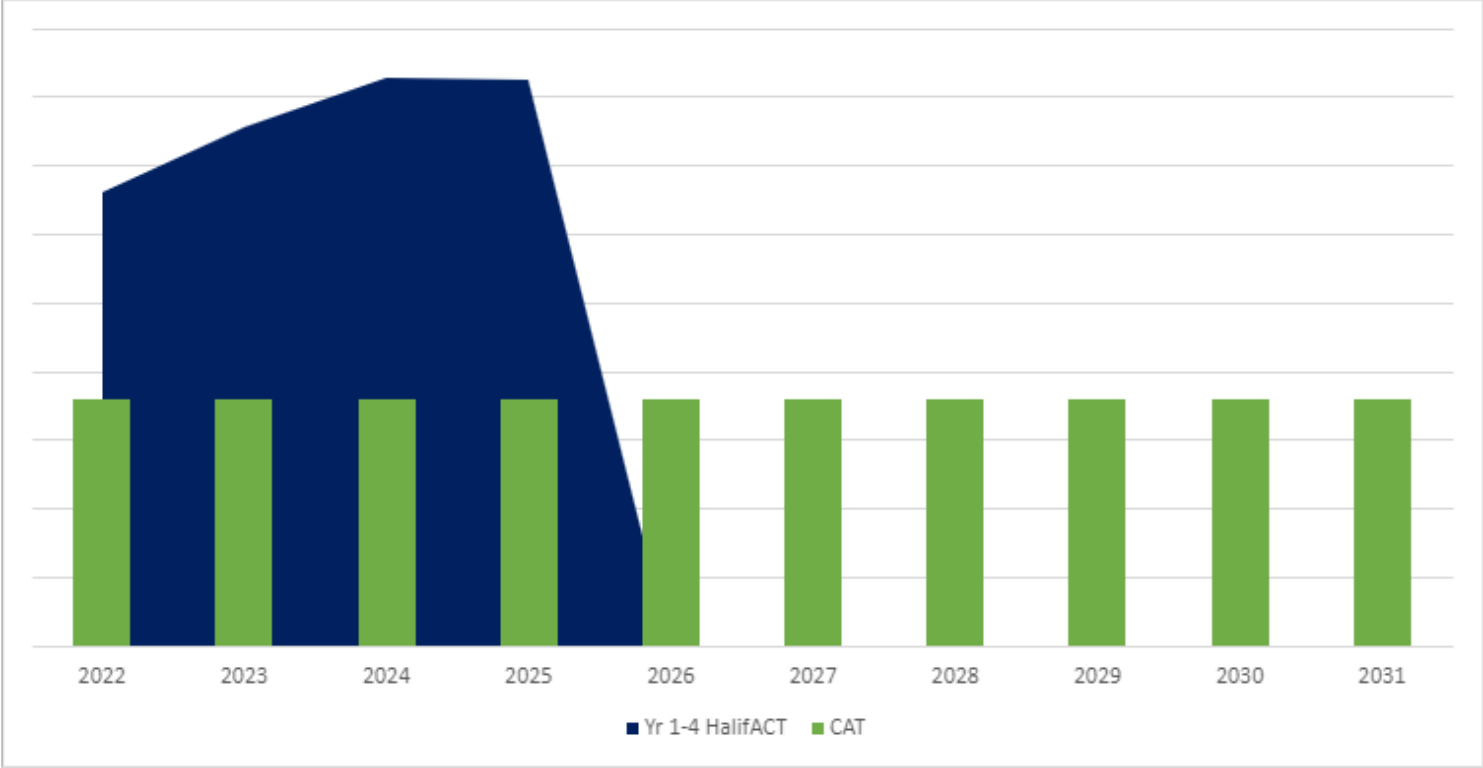
- 297 weeks since Regional Council declared a Climate Emergency
- 103 weeks until we surpass our carbon budget under the business-as-usual scenario



Climate Action Tax 101



Smoothing the Financial Impact



Capital Budget – HalifACT Climate Action Plan

