



Item No. 2
Board of Police Commissioners for the Halifax Regional Municipality
September 4, 2024

TO: Chair Kent and Commissioners of the Board of Police Commissioners for the Halifax Regional Municipality

FROM: Cathie O'Toole, Chief Administrative Officer

DATE: September 4, 2024

SUBJECT: RCMP Halifax Regional Detachment (HRD) Bi-Annual Crime

Statistics Report

INFORMATION REPORT

ORIGIN

This is a staff-initiated report.

BACKGROUND

The following information is submitted for the information of the Halifax Regional Municipality (HRM) Board of Police Commissioners (BoPC). The following statistical report is submitted to the board bi-annually by RCMP Halifax Regional Detachment (HRD).

DISCUSSION

The following information is submitted to the BoPC bi-annually and covers a six-month period of incidents reported to HRD within HRD districts. Please note that the statistical information provided is extracted from the HRD record management system and is accurate at the time of extraction. The data is subject to change as investigations progress and conclude.

Please see the 'RCMP HRD Semi-Annual Crime Statistics Jan-June 2024' Document at Attachment 1 for more information.

FINANCIAL IMPLICATIONS

There are no financial implications identified.

COMMUNITY ENGAGEMENT

No community engagement was required for the purpose of preparing this report.

LEGISLATIVE AUTHORITY

Section 7(2) of the Police Board By-law, Halifax Regional Municipality By-law P-100.

ATTACHMENTS

Attachment 1 – RCMP HRD Semi-Annual Crime Statistics Jan-June 2024.

Report Prepared by: Chief Supt. Jeffrey Christie, RCMP Halifax Regional Police,
902.490.5020



RCMP Halifax Regional Detachment

Semi-Annual Crime Statistics

January to June 2024

Environmental Scan

General

I am pleased to share the following overview of HRD Crime Statistics for the first six months of 2024 and provide comparisons to the same period in 2023. Overall, I would say that our reported crime statistics have remained consistent with the same reporting period of 2023. Crime type trends that are of concern to me are the ones that I am sure would be of concern to you. HRD is updating its Criminal Reduction Strategy and this data along with many other considerations which will factor into the new strategy.

Persons Crime

- Persons Crime accounted for 17% of Total Criminal Code in the first half of 2024, remaining consistent for the last two years.
- Assaults (all levels) accounted for 94% of Total Persons Crime in the first half of 2024 and remains the driver for the increase in the overall category.
- Homicides increased to 3 in the first half of 2024 compared to 0 in the first half of both 2023 and 2022.

Property Crime

- Property Crime accounted for 45% of Total Criminal Code in the first half of 2024, increasing from 43% in the first half of 2023.
- Break and Enter category decreased to 82 in the first half of 2024 from 104 in the first half of 2023.
- Theft Under category makes up 65% of the Total Property Crime in the first half of 2024 and is the driving force for the upward trend. Theft Under increased to 874 in the first half of 2024 from 652 in the first half of 2023.
- Frauds decreased to 282 in the first half of 2024 from 306 in the first half of 2023.

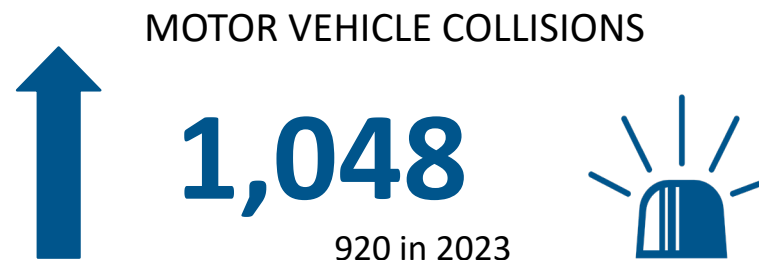
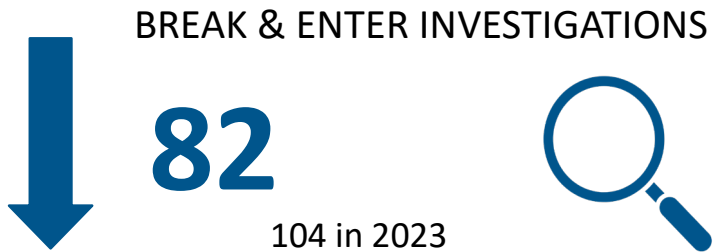
Criminal Other

- Criminal Other accounts for 38% of Total Criminal Code in the first half of 2024, decreasing from 40% in the first half of 2023.
- The top 3 occurrences that make up the Other Criminal Code category are Mischief/Property Damage with 306, Uttering Threats with 230, and Bail Violations with 177 in the first half of 2024. These three categories make up 64% of the total Other Criminal Code category and are the driver for the increase in the overall category.

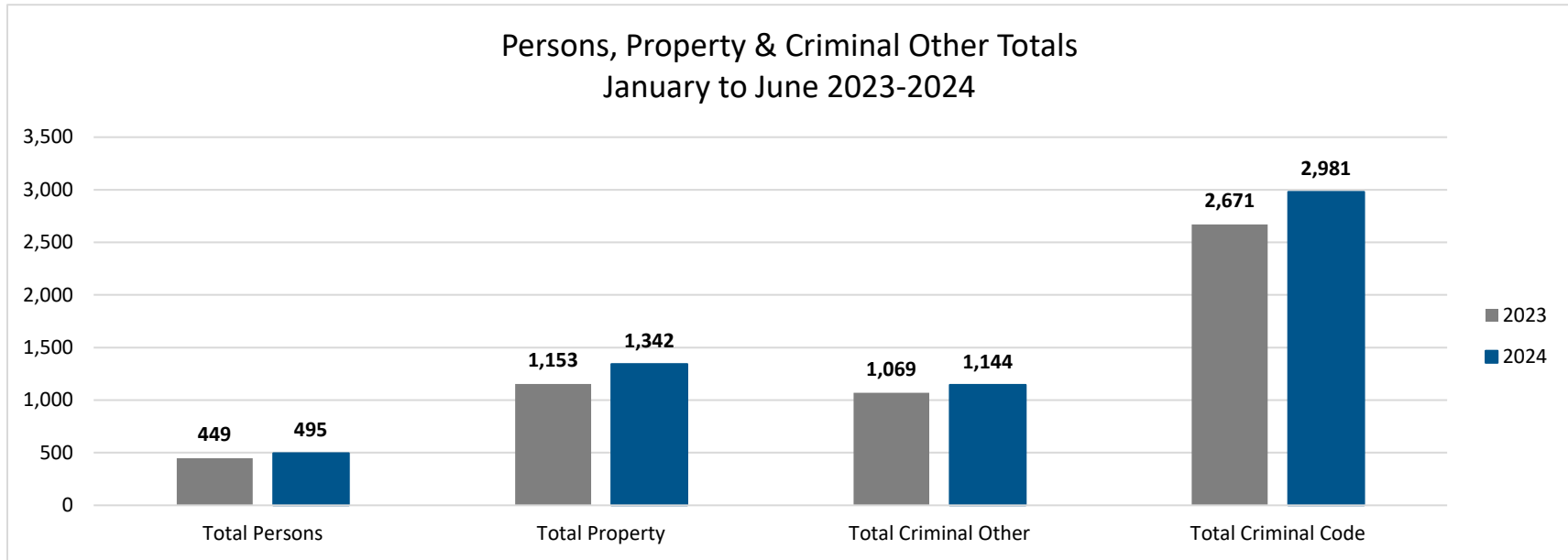


Areas of Interest

JANUARY TO JUNE 2024

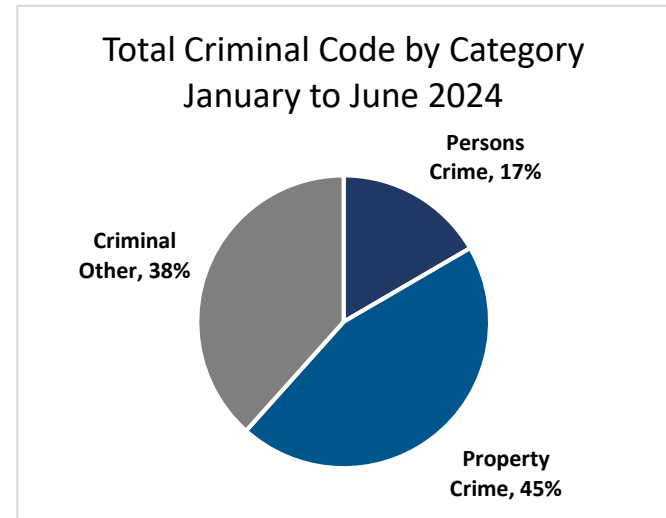


Crime Statistics Overview



**Crime Distribution by District
January to June 2024**

District	Persons Crime	Property Crime	Criminal Other	Total	Percentage of Total
Cole Harbour	158	339	284	781	26%
Lower Sackville	192	516	469	1,177	39%
Musquodoboit Harbour	37	150	91	278	9%
North Central	7	26	37	70	2%
Sheet Harbour	12	18	17	47	2%
Tantallon	89	293	246	628	21%
Total	495	1,342	1,144	2,981	100%



**RCMP Halifax Regional Detachment
Semi-Annual Crime Statistics
January to June Comparison**

	January to June			2023-2024 Comparison	
	2022	2023	2024	#	%
PERSONS					
Homicide	0	0	3	3	100.00
Attempted Murder	1	2	3	1	50.00
Robbery	14	15	13	-2	-13.33
Assaults	402	426	466	40	9.39
All Others	4	6	10	4	66.67
TOTAL	421	449	495	46	10.24
PROPERTY					
Break And Enter	87	104	82	-22	-21.15
Theft Motor Vehicle	49	52	59	7	13.46
Theft > 5000	27	24	20	-4	-16.67
Theft < 5000	749	652	874	222	34.05
Have Stolen Goods	14	15	25	10	66.67
Frauds	233	306	282	-24	-7.84
TOTAL	1,159	1,153	1,342	189	16.39
CRIMINAL OTHER					
Morals	0	1	0	-1	-100.00
Offensive Weapons	31	39	36	-3	-7.69
Other Criminal Code	937	1,029	1,108	79	7.68
TOTAL	968	1,069	1,144	75	7.02
TOTAL CRIMINAL CODE	2,548	2,671	2,981	310	11.61
FEDERAL					
General	14	12	15	3	25.00
Drugs	29	26	39	13	50.00
TOTAL	43	38	54	16	42.11
PROVINCIAL					
General	814	681	744	63	9.25
Liquor	21	21	29	8	38.10
Traffic	2,808	2,352	2,490	138	5.87
TOTAL	3,643	3,054	3,263	209	6.84
TRAFFIC & COLLISION					
Criminal Code	164	185	218	33	17.84
Collisions	867	920	1,048	128	13.91
Fatalities	1	2	4	2	100.00
Injured	136	141	161	20	14.18



Chief Superintendent J. Christie
Officer in Charge

Royal Canadian Mounted Police Halifax Regional Detachment



PARTNERS IN POLICING