

HALIFAX

Strategic Road Safety Plan 2021 Annual Report

Transportation Standing Committee – July 22, 2021


July 22, 2021

Background

Strategic Road Safety Framework (2018-2023)

Goal: 20% reduction of fatal and injury collisions within five years.

Vision: Moving towards zero fatalities and injuries by 2038 for people using any mode of transportation.



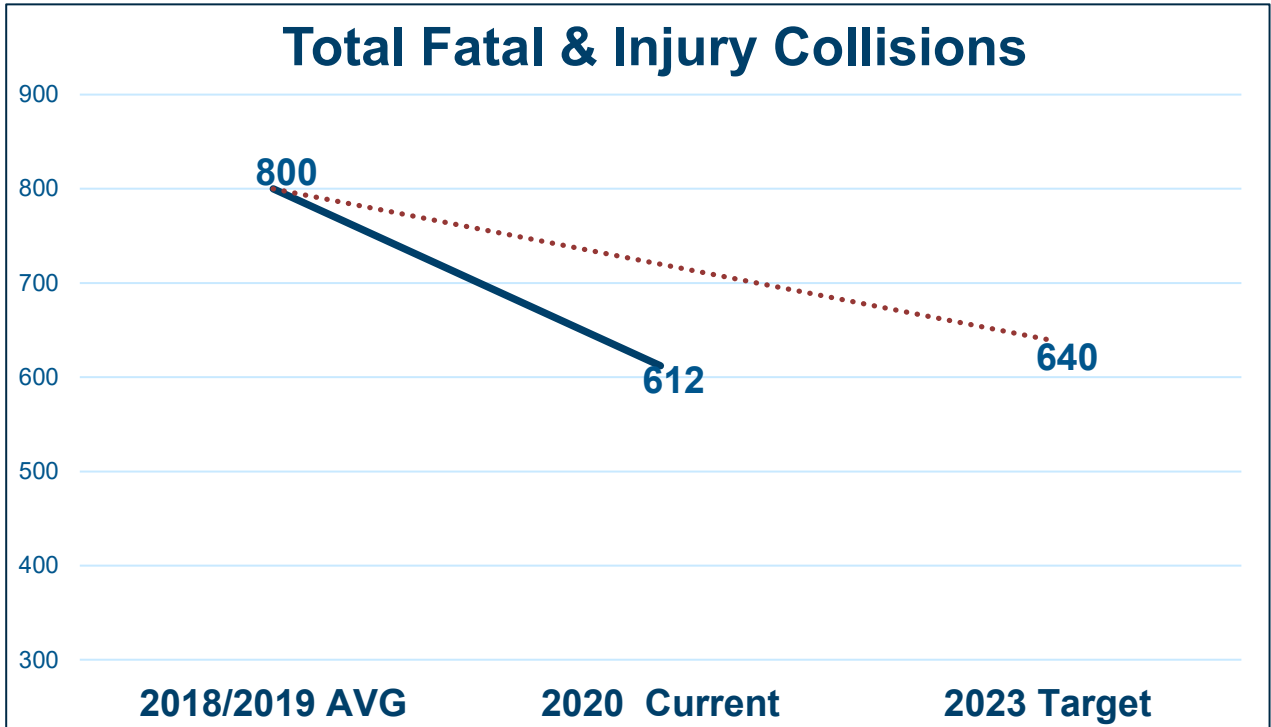
Road Safety Progress

Year	Fatal Collisions	Injury Collisions	Total Fatal + Injury Collisions	Total Fatal + Injury Collisions per 100,000 population	% Reduction Total Fatal + Injury Collisions
2018	18	749	767	178.4	-
2019	17	816	833	189.5	-4.1%
BASELINE	-	-	800	-	-
2020*	5	607	612	136.4	23.5%

* COVID related annual traffic volume reduction of 21%

- *All collisions within Provincial and Municipal road right of way*
- *Based on closed collision files received from HRP and RCMP as of March 31, 2021. Future reports may vary as additional collision files are closed.*

Road Safety Progress



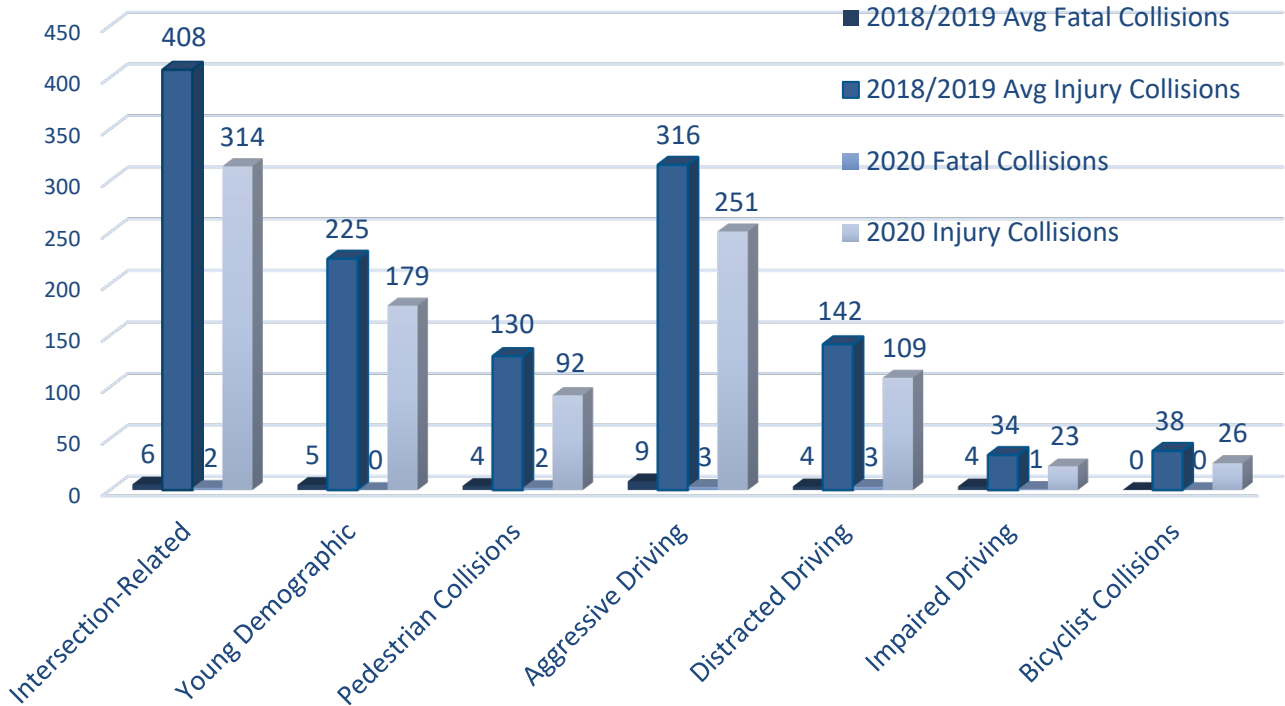
Road Safety Progress

Fatal & Injury Collisions for Various Canadian Cities

Region	Population		Fatal Collisions		Injury Collisions		Total Fatal + Injury Collisions per 100,000 population	
	2018	2019	2018	2019	2018	2019	2018	2019
Halifax Region	429,895	439,529	18	17	749	816	178.4	189.5
City of Ottawa	1,004,802	1,025,425	27	27	3486	3577	349.6	351.5
City of Hamilton*	566,144	574,265	11	14	1560	1463	277.5	257.2
City of Saskatoon	268,188	272,200	1	4	709	888	264.7	327.7
City of Edmonton	973,100	993,100	19	14	2610	2066	270.2	209.4
City of Calgary	1,267,344	1,285,711	16	19	2496	2353	198.2	184.5

**Collision data excludes provincial highways*

Collisions by Emphasis Area



2020/21 Road Safety Measures

LEADING
PEDESTRIAN
INTERVALS (LPI)

15

RECTANGULAR
RAPID FLASHING
BEACONS (RRFB)

12

ACCESSIBLE
PEDESTRIAN SIGNALS
(APS)

5

SPEED DISPLAY
SIGNS (SDS)

13

TRAFFIC CALMING
INSTALLATIONS

30

40 KM/H
NEIGHBOURHOODS

6

INTERSECTION
IMPROVEMENTS

50+

MICROTRAFFIC
VIDEO SAFETY
REVIEWS

10

MAJOR CORRIDOR
SPEED LIMIT
REDUCTIONS

4

Online Road Safety Updates

- Webpage: www.Halifax.ca/roadsafety
 - Educational content
 - Historical road safety reports
- Dashboard:
 - Tracks progress towards road safety goals
 - Countermeasures
 - Collision data summaries
- Open Data
 - Geographical representation of collisions

2020/21 Education

- Heads Up Halifax
- Increasing road safety awareness
- Highlighting municipal road safety initiatives
- Engaging citizens



2020/21 Enforcement

	Aggressive Driving SOTs			Impaired Driving SOTs		Distracted Driving SOTs	
	2019	2020	Stunting Annual Increase	2019	2020	2019	2020
HRP	1970	2368	81%	451	378	907	436
RCMP	2501	1637	143%	286	331	688	267

Planned 2021/22 Actions

Action Item	2021/22 Target	2021/22 Completed	Current Total*
Leading Pedestrian Intervals (LPI)	20	5	30
Rectangular Rapid Flashing Beacons (RRFB)	19	0	24
Accessible Pedestrian Signals (APS)	5	5	98
Speed Display Signs (SDS)	N/A**	1	16
Traffic Calming Installations	117	4	63
40km/h Neighborhoods	6	1	8
Advanced Yield Lines (expanded pilot)	5	0	7

*Current Total = installations completed in 2021/22 + installations completed prior to 2021/22

**Existing SDS will be evaluated and rotated as needed

Planned 2021/22 Actions

- Photo enforcement feasibility analysis
- MicroTraffic project
 - Review and prioritize feasible recommendations for implementation
- Intersection modifications:
 - Sackville Dr/Orchard Dr/Bambrick Rd
 - Beaverbank Rd/Stokil Dr/Millwood Dr
- RA-5 crosswalks:
 - Modifications to Dunbrack St/Clayton Park Dr
 - New installation on Barrington St between Young St/Hanover St

Planned 2021/22 Actions

- Review Top 5 pedestrian collision locations
- Review pedestrian crossing gaps along major corridors
- Prepare a staff report that will outline opportunities and constraints associated with implementing protected left and right turns at signalized intersections

Planned 2021/22 Actions

- Speed limit review of priority corridors
- AT facilities
- Road Safety Dashboard
- Education
- Enforcement

2022/2023 Capital Budget Pressures

- 2021/2022 approved Capital Budget:
 - **\$3.147 million**
- 2022/2023 approved in principle Capital Budget:
 - **\$2.52 million**
- 2022/23 additional funding requirements:
 - Traffic Calming
 - Photo Enforcement
 - Intersection upgrades
 - Accessible Pedestrian Signals (APS)



www.halifax.ca/roadsafety

**HEADS UP
HALIFAX**