



**HALIFAX REGIONAL POLICE**  
**Regional Municipality of Halifax**  
**Statistical Overview**

	Jul. to Dec.		#	%	Calendar Year		#	%
	2018	2019	Change	Change	2018	2019	Change	Change
<b>PERSONS</b>								
Homicide	4	2	-2	-50.00	8	2	-6	-75.00
Attempted Murder	3	10	7	233.33	8	18	10	125.00
Robbery	76	79	3	3.95	171	132	-39	-22.81
Assaults	1171	1317	146	12.47	2477	2422	-55	-2.22
All Others	21	22	1	4.76	47	55	8	17.02
<b>TOTAL</b>	<b>1275</b>	<b>1430</b>	<b>155</b>	<b>12.16</b>	<b>2711</b>	<b>2629</b>	<b>-82</b>	<b>-3.02</b>
<b>PROPERTY</b>								
Break And Enter	336	377	41	12.20	725	633	-92	-12.69
Theft Motor Vehicle	112	136	24	21.43	203	219	16	7.88
Theft > 5000	48	150	102	212.50	110	189	79	71.82
Theft < 5000	3039	3189	150	4.94	5735	5638	-97	-1.69
Have Stolen Goods	190	20	-170	-89.47	356	74	-282	-79.21
Frauds	601	607	6	1.00	1247	1197	-50	-4.01
<b>TOTAL</b>	<b>4326</b>	<b>4479</b>	<b>153</b>	<b>3.54</b>	<b>8376</b>	<b>7950</b>	<b>-426</b>	<b>-5.09</b>
<b>CRIMINAL OTHER</b>								
Prostitution	5	10	5	100.00	12	14	2	16.67
Offensive Weapons	84	63	-21	-25.00	151	131	-20	-13.25
Other Criminal Code	3122	3349	227	7.27	6119	6182	63	1.03
<b>TOTAL</b>	<b>3211</b>	<b>3422</b>	<b>211</b>	<b>6.57</b>	<b>6282</b>	<b>6327</b>	<b>45</b>	<b>0.72</b>
<b>TOTAL CRIMINAL CODE</b>	<b>8812</b>	<b>9331</b>	<b>519</b>	<b>5.89</b>	<b>17369</b>	<b>16906</b>	<b>-463</b>	<b>-2.67</b>
<b>FEDERAL</b>								
General	15	20	5	33.33	35	38	3	8.57
Drugs	258	166	-92	-35.66	621	286	-335	-53.95
<b>TOTAL</b>	<b>273</b>	<b>186</b>	<b>-87</b>	<b>-31.87</b>	<b>656</b>	<b>324</b>	<b>-332</b>	<b>-50.61</b>
<b>PROVINCIAL</b>								
General	2317	2147	-170	-7.34	4503	4473	-30	-0.67
Liquor	738	737	-1	-0.14	1473	1409	-64	-4.34
Traffic	11461	9205	-2256	-19.68	23049	20123	-2926	-12.69
<b>TOTAL</b>	<b>14516</b>	<b>12089</b>	<b>-2427</b>	<b>-16.72</b>	<b>29025</b>	<b>26005</b>	<b>-3020</b>	<b>-10.40</b>
<b>TRAFFIC &amp; COLLISION</b>								
Criminal Code	973	397	-576	-59.20	1798	747	-1051	-58.45
Collisions	3686	3321	-365	-9.90	6848	6652	-196	-2.86
<b>PERSONS</b>								
Fatalities	4	4	0	0.00	11	9	-2	-18.18
Injured	398	347	-51	-12.81	708	640	-68	-9.60

**HALIFAX REGIONAL POLICE**  
**Regional Municipality of Halifax**  
**Statistical Overview**

<b>East Division</b>	<b>Jul. to Dec.</b>		<b>#</b>	<b>%</b>	<b>Calendar Year</b>		<b>#</b>	<b>%</b>
	<b>2018</b>	<b>2019</b>			<b>2018</b>	<b>2019</b>		
<b>PERSONS</b>								
Homicide	2	0	-2	-100.00	6	0	-6	-100.00
Attempted Murder	2	5	3	150.00	5	7	2	40.00
Robbery	18	24	6	33.33	63	43	-20	-31.75
Assaults	449	540	91	20.27	908	986	78	8.59
All Others	10	12	2	20.00	22	23	1	4.55
<b>TOTAL</b>	<b>481</b>	<b>581</b>	<b>100</b>	<b>20.79</b>	<b>1004</b>	<b>1059</b>	<b>55</b>	<b>5.48</b>
<b>PROPERTY</b>								
Break And Enter	145	122	-23	-15.86	293	222	-71	-24.23
Theft Motor Vehicle	43	58	15	34.88	81	91	10	12.35
Theft > 5000	19	43	24	126.32	38	59	21	55.26
Theft < 5000	962	939	-23	-2.39	1858	1763	-95	-5.11
Have Stolen Goods	64	6	-58	-90.63	135	27	-108	-80.00
Frauds	189	175	-14	-7.41	371	362	-9	-2.43
<b>TOTAL</b>	<b>1422</b>	<b>1343</b>	<b>-79</b>	<b>-5.56</b>	<b>2776</b>	<b>2524</b>	<b>-252</b>	<b>-9.08</b>
<b>CRIMINAL OTHER</b>								
Prostitution	1	6	5	500.00	2	10	8	400.00
Offensive Weapons	36	25	-11	-30.56	58	52	-6	-10.34
Other Criminal Code	1161	1237	76	6.55	2249	2239	-10	-0.44
<b>TOTAL</b>	<b>1198</b>	<b>1268</b>	<b>70</b>	<b>5.84</b>	<b>2309</b>	<b>2301</b>	<b>-8</b>	<b>-0.35</b>
<b>TOTAL CRIMINAL CODE</b>	<b>3101</b>	<b>3192</b>	<b>91</b>	<b>2.93</b>	<b>6089</b>	<b>5884</b>	<b>-205</b>	<b>-3.37</b>
<b>FEDERAL</b>								
General	11	14	3	27.27	18	27	9	50.00
Drugs	93	77	-16	-17.20	267	130	-137	-51.31
<b>TOTAL</b>	<b>104</b>	<b>91</b>	<b>-13</b>	<b>-12.50</b>	<b>285</b>	<b>157</b>	<b>-128</b>	<b>-44.91</b>

**HALIFAX REGIONAL POLICE**  
**Regional Municipality of Halifax**  
**Statistical Overview**

<b>West Division</b>	<b>Jul. to Dec.</b>		<b>#</b>	<b>%</b>	<b>Calendar Year</b>		<b>#</b>	<b>%</b>
	<b>2018</b>	<b>2019</b>			<b>2018</b>	<b>2019</b>		
<b>PERSONS</b>								
Homicide	2	1	-1	-50.00	2	1	-1	-50.00
Attempted Murder	1	0	-1	-100.00	3	2	-1	-33.33
Robbery	23	26	3	13.04	34	39	5	14.71
Assaults	346	316	-30	-8.67	816	618	-198	-24.26
All Others	6	3	-3	-50.00	18	19	1	5.56
<b>TOTAL</b>	<b>378</b>	<b>346</b>	<b>-32</b>	<b>-8.47</b>	<b>873</b>	<b>679</b>	<b>-194</b>	<b>-22.22</b>
<b>PROPERTY</b>								
Break And Enter	83	133	50	60.24	203	222	19	9.36
Theft Motor Vehicle	41	49	8	19.51	79	79	0	0.00
Theft > 5000	17	60	43	252.94	38	70	32	84.21
Theft < 5000	1046	1052	6	0.57	1849	1800	-49	-2.65
Have Stolen Goods	76	9	-67	-88.16	136	27	-109	-80.15
Frauds	183	191	8	4.37	374	369	-5	-1.34
<b>TOTAL</b>	<b>1446</b>	<b>1494</b>	<b>48</b>	<b>3.32</b>	<b>2679</b>	<b>2567</b>	<b>-112</b>	<b>-4.18</b>
<b>CRIMINAL OTHER</b>								
Prostitution	3	4	1	33.33	6	5	-1	-16.67
Offensive Weapons	21	23	2	9.52	48	47	-1	-2.08
Other Criminal Code	795	859	64	8.05	1566	1630	64	4.09
<b>TOTAL</b>	<b>819</b>	<b>886</b>	<b>67</b>	<b>8.18</b>	<b>1620</b>	<b>1682</b>	<b>62</b>	<b>3.83</b>
<b>TOTAL CRIMINAL CODE</b>	<b>2643</b>	<b>2726</b>	<b>83</b>	<b>3.14</b>	<b>5172</b>	<b>4928</b>	<b>-244</b>	<b>-4.72</b>
<b>FEDERAL</b>								
General	1	5	4	400.00	9	8	-1	-11.11
Drugs	60	31	-29	-48.33	117	49	-68	-58.12
<b>TOTAL</b>	<b>61</b>	<b>36</b>	<b>-25</b>	<b>-40.98</b>	<b>126</b>	<b>57</b>	<b>-69</b>	<b>-54.76</b>

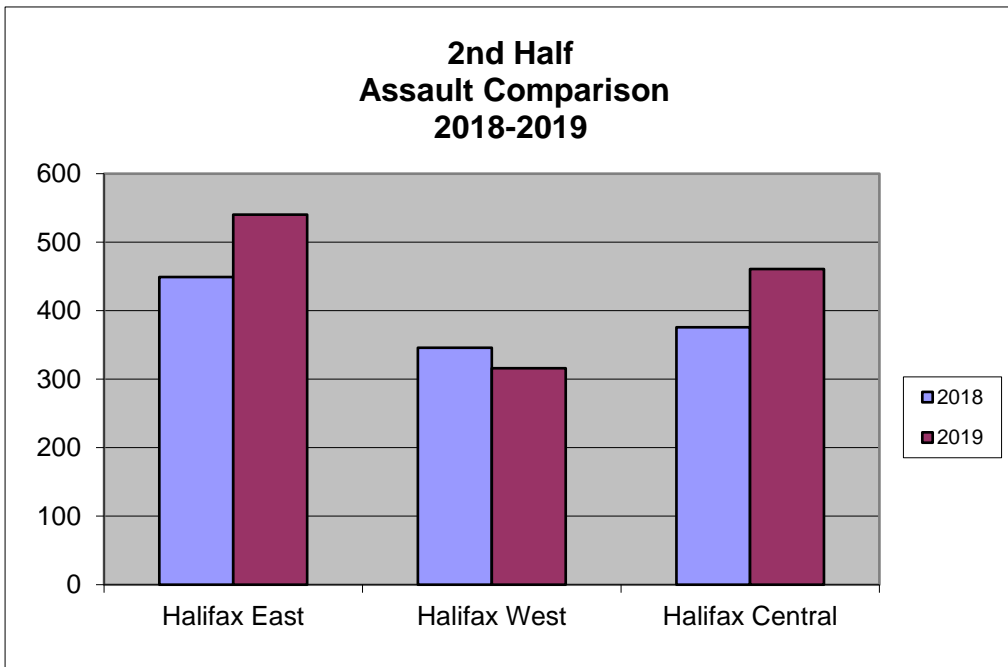
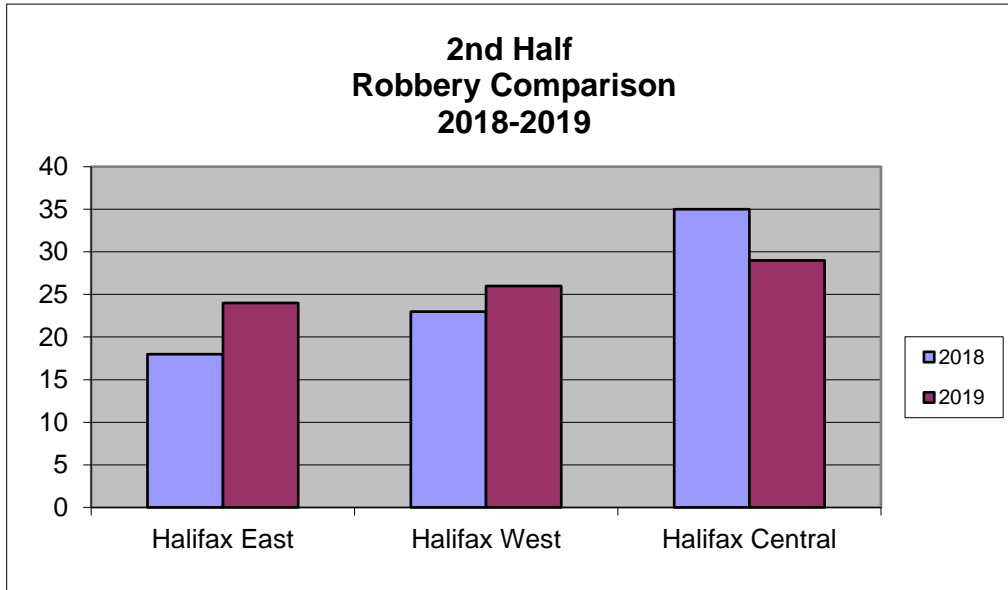
**HALIFAX REGIONAL POLICE**  
**Regional Municipality of Halifax**  
**Statistical Overview**

Central Division	Jul. to Dec.		# Change	% Change	Calendar Year		# Change	% Change
	2018	2019			2018	2019		
<b>PERSONS</b>								
Homicide	0	1	1	100.00	0	1	1	100.00
Attempted Murder	0	5	5	500.00	0	9	9	900.00
Robbery	35	29	-6	-17.14	74	50	-24	-32.43
Assaults	376	461	85	22.61	753	818	65	8.63
All Others	5	7	2	40.00	7	13	6	85.71
<b>TOTAL</b>	<b>416</b>	<b>503</b>	<b>87</b>	<b>20.91</b>	<b>834</b>	<b>891</b>	<b>57</b>	<b>6.83</b>
<b>PROPERTY</b>								
Break And Enter	108	122	14	12.96	229	189	-40	-17.47
Theft Motor Vehicle	28	29	1	3.57	43	49	6	13.95
Theft > 5000	12	47	35	291.67	34	60	26	76.47
Theft < 5000	1031	1198	167	16.20	2028	2075	47	2.32
Have Stolen Goods	50	5	-45	-90.00	85	20	-65	-76.47
Frauds	229	241	12	5.24	502	466	-36	-7.17
<b>TOTAL</b>	<b>1458</b>	<b>1642</b>	<b>184</b>	<b>12.62</b>	<b>2921</b>	<b>2859</b>	<b>-62</b>	<b>-2.12</b>
<b>CRIMINAL OTHER</b>								
Prostitution	1	0	-1	-100.00	4	0	-4	-400.00
Offensive Weapons	27	15	-12	-44.44	45	32	-13	-28.89
Other Criminal Code	1166	1253	87	7.46	2304	2313	9	0.39
<b>TOTAL</b>	<b>1194</b>	<b>1268</b>	<b>74</b>	<b>6.20</b>	<b>2353</b>	<b>2345</b>	<b>-8</b>	<b>-0.34</b>
<b>TOTAL CRIMINAL CODE</b>	<b>3068</b>	<b>3413</b>	<b>345</b>	<b>11.25</b>	<b>6108</b>	<b>6095</b>	<b>-13</b>	<b>-0.21</b>
<b>FEDERAL</b>								
General	3	1	-2	-66.67	8	3	-5	-62.50
Drugs	105	58	-47	-44.76	237	107	-130	-54.85
<b>TOTAL</b>	<b>108</b>	<b>59</b>	<b>-49</b>	<b>-45.37</b>	<b>245</b>	<b>110</b>	<b>-135</b>	<b>-55.10</b>

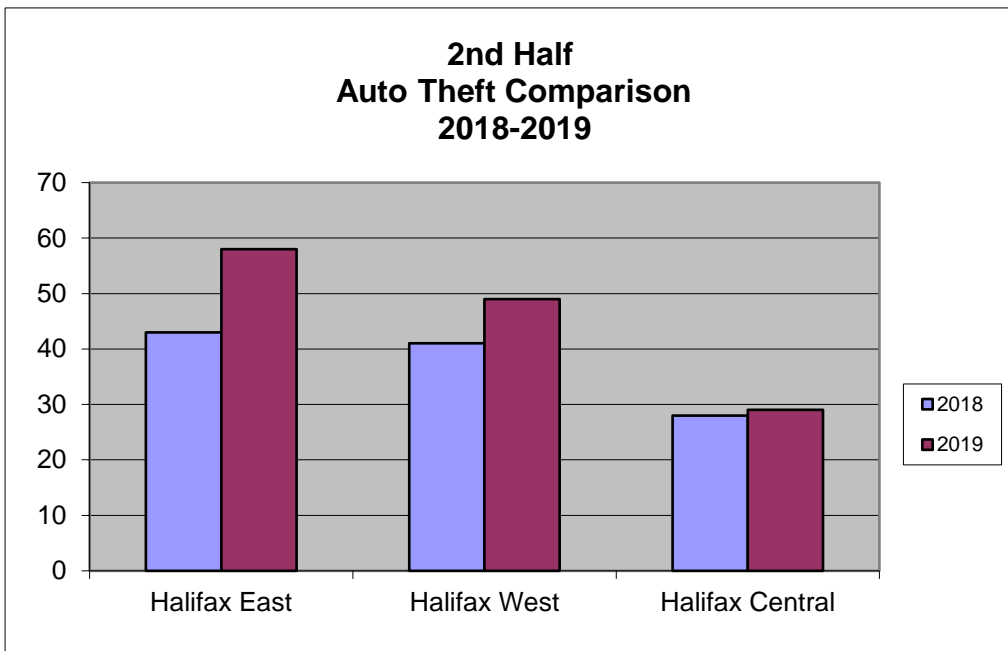
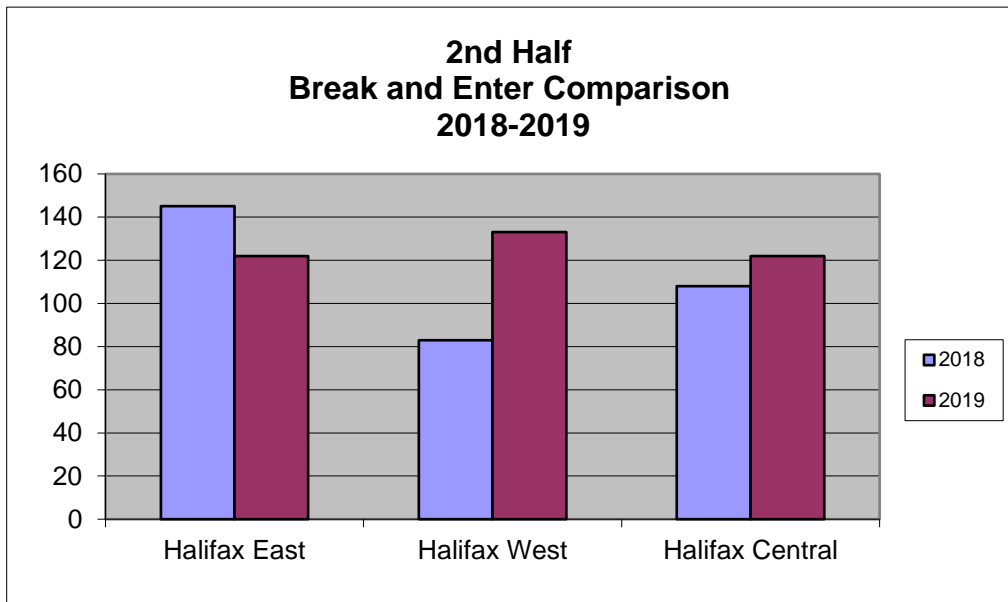
**2nd Half 2019  
Reported Crime Distribution  
by Division**

<b>District</b>	<b>Violent</b>	<b>Property</b>	<b>OCC</b>	<b>Total</b>	<b>% of Total</b>
Halifax East	581	1343	1268	3192	34.21%
Halifax West	346	1494	886	2726	29.21%
Halifax Central	503	1642	1268	3413	36.58%
<b>Total</b>	<b>1430</b>	<b>4479</b>	<b>3422</b>	<b>9331</b>	<b>100%</b>


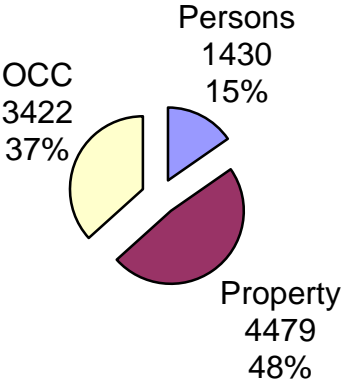
**Crimes Against Persons  
2nd Half Comparison  
2018-2019**



**Crimes Against Property  
2nd Half Comparison  
2018-2019**

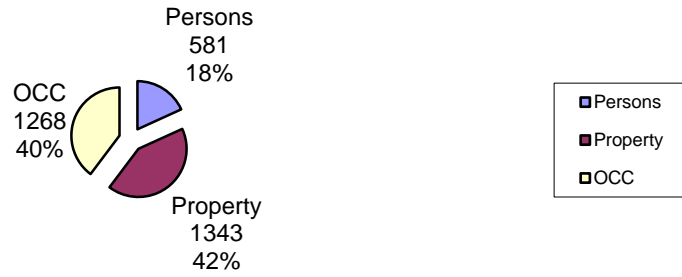


**Halifax Regional Police  
2nd Half Regional Stats  
2019**

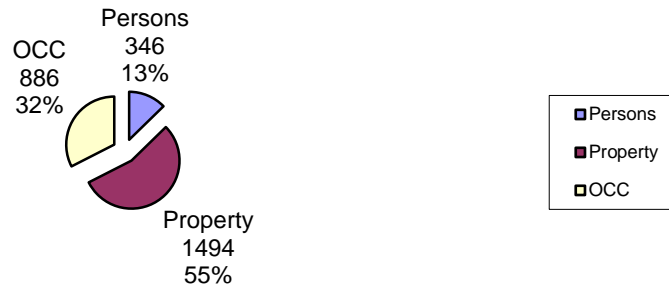




### HRP 2nd Half Stats East



### HRP 2nd Half Stats West



### HRP 2nd Half Stats Central

